


Computerised results and timing service provided by **TISSOT**

Moto3

GRAN PREMIO bwin DE ESPAÑA
Qualifying Practice
Classification

10

	Rider	Nation	Team	Motorcycle	Time	Lap Total	Gap	Top Speed
1	42 Alex RINS	SPA	Estrella Galicia 0,0	SUTER HONDA	1'57.507	16 16		192.2
2	11 Sandro CORTESE	GER	Red Bull KTM Ajo	KTM	1'57.519	14 14	0.012 0.012	196.1
3	44 Miguel OLIVEIRA	POR	Estrella Galicia 0,0	SUTER HONDA	1'57.975	17 17	0.468 0.456	197.8
4	10 Alexis MASBOU	FRA	Caretta Technology	HONDA	1'58.301	15 15	0.794 0.326	194.4
5	84 Jakub KORNFEIL	CZE	Redox-Ongetta-Centro Seta	FTR HONDA	1'58.438	17 17	0.931 0.137	193.5
6	8 Jack MILLER	AUS	Caretta Technology	HONDA	1'58.793	15 16	1.286 0.355	191.0
7	32 Isaac VIÑALES	SPA	Ongetta-Centro Seta	FTR HONDA	1'58.911	15 15	1.404 0.118	190.9
8	61 Arthur SISSIS	AUS	Red Bull KTM Ajo	KTM	1'59.023	13 16	1.516 0.112	197.7
9	25 Maverick VIÑALES	SPA	Blusens Avintia	FTR HONDA	1'59.101	14 14	1.594 0.078	192.3
10	5 Romano FENATI	ITA	Team Italia FMI	FTR HONDA	1'59.155	14 14	1.648 0.054	194.4
11	7 Efren VAZQUEZ	SPA	JHK T-Shirt Laglisse	FTR HONDA	1'59.198	15 15	1.691 0.043	190.3
12	96 Louis ROSSI	FRA	Racing Team Germany	FTR HONDA	1'59.450	8 8	1.943 0.252	190.8
13	12 Alex MARQUEZ	SPA	Estrella Galicia 0,0	SUTER HONDA	1'59.500	17 17	1.993 0.050	194.6
14	26 Adrian MARTIN	SPA	JHK T-Shirt Laglisse	FTR HONDA	1'59.729	12 12	2.222 0.229	190.9
15	52 Danny KENT	GBR	Red Bull KTM Ajo	KTM	1'59.859	15 17	2.352 0.130	198.5
16	55 Hector FAUBEL	SPA	Bankia Aspar Team	KALEX KTM	1'59.925	15 16	2.418 0.066	193.9
17	27 Niccolo ANTONELLI	ITA	San Carlo Gresini Moto3	FTR HONDA	2'00.009	15 15	2.502 0.084	194.9
18	28 Josep RODRIGUEZ	SPA	Wild Wolf BST	FTR HONDA	2'00.312	10 14	2.805 0.303	194.7
19	39 Luis SALOM	SPA	RW Racing GP	KALEX KTM	2'00.391	13 13	2.884 0.079	195.8
20	23 Alberto MONCAYO	SPA	Bankia Aspar Team	KALEX KTM	2'01.153	17 17	3.646 0.762	191.8
21	99 Danny WEBB	GBR	Mahindra Racing	MAHINDRA	2'01.191	13 13	3.684 0.038	188.3
22	51 Kenta FUJII	JPN	Technomag-CIP-TSR	TSR HONDA	2'01.281	16 16	3.774 0.090	193.6
23	21 Ivan MORENO	SPA	Andalucia JHK Laglisse	FTR HONDA	2'01.319	15 18	3.812 0.038	191.9
24	19 Alessandro TONUCCI	ITA	Team Italia FMI	FTR HONDA	2'01.364	14 15	3.857 0.045	191.4
25	77 Marcel SCHROTTER	GER	Mahindra Racing	MAHINDRA	2'01.450	12 13	3.943 0.086	186.5
26	41 Brad BINDER	RSA	RW Racing GP	KALEX KTM	2'01.477	14 15	3.970 0.027	196.3
27	31 Niklas AJO	FIN	TT Motion Events Racing	KTM	2'01.702	4 7	4.195 0.225	197.8
28	63 Zulfahmi KHAIRUDDIN	MAL	AirAsia-Sic-Ajo	KTM	2'01.752	13 14	4.245 0.050	198.3
29	53 Jasper IWEMA	NED	Moto FGR	FGR HONDA	2'02.499	5 16	4.992 0.747	193.4
30	9 Toni FINSTERBUSCH	GER	Cresto Guide MZ Racing	MZ FTR	2'02.737	16 16	5.230 0.238	189.1
31	15 Simone GROTZKYJ	ITA	Ambrogio Next Racing	ORAL	2'03.041	14 14	5.534 0.304	186.6
32	3 Luigi MORCIANO	ITA	Ioda Team Italia	IODA	2'03.055	6 8	5.548 0.014	181.0
33	30 Giulian PEDONE	SWI	Ambrogio Next Racing	ORAL	2'03.123	13 16	5.616 0.068	184.2
*	89 Alan TECHER	FRA	Technomag-CIP-TSR	TSR HONDA				

Practice condition: **Wet**

Air: 15°
 Humidity: 73%
 Ground: 15°

Fastest Lap:	Lap: 16	Alex RINS	1'57.507	135.505 Km/h
Circuit Record Lap:		New category		
Circuit Best Lap:	2012	Romano FENATI	1'49.760	145.069 Km/h

* Have qualified for the race having achieved a time within 107 % of the fastest rider in a free practice session.

The results are provisional until the end of the limit for protest and appeals.

Time limit for protest expires 60' after publication of the results - Mr. Time:

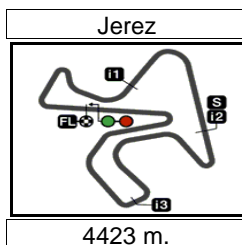
These data/results cannot be reproduced, stored and/or transmitted in whole or in part by any manner of electronic, mechanical, photocopying, recording, broadcasting or otherwise now known or herein after developed without the previous express consent by the copyright owner, except for reproduction in daily press and regular printed publications on sale to the public within 60 days of the event related to those data/results and always provided that copyright symbol appears together as follows below.

© DORNA, 2012

Official MotoGP Timing by **TISSOT**
 www.motogp.com



Jerez de la Frontera, Saturday, April 28, 2012



Computerised results and timing service provided by **TISSOT**

Moto3

GRAN PREMIO bwin DE ESPAÑA

Qualifying Practice

Top Speed & Average

11



Rider	Nation	Motorcycle	Top 5 speeds					Average	Top
52 Danny KENT	GBR	KTM	198.5	198.1	197.8	197.2	197.0	197.7	198.5
63 Zulfahmi KHAIRUDDIN	MAL	KTM	198.3	196.8	195.4	194.1	193.7	195.7	198.3
44 Miguel OLIVEIRA	POR	SUTER HOND	197.8	194.8	194.3	192.8	191.2	194.2	197.8
31 Niklas AJO	FIN	KTM	197.8	195.3	193.5	192.3	188.9	193.6	197.8
61 Arthur SISSIS	AUS	KTM	197.7	197.0	196.8	196.8	195.4	196.8	197.7
41 Brad BINDER	RSA	KALEX KTM	196.3	195.8	195.2	194.5	194.4	195.2	196.3
11 Sandro CORTESE	GER	KTM	196.1	195.9	194.2	193.2	192.3	194.3	196.1
39 Luis SALOM	SPA	KALEX KTM	195.8	195.7	194.6	194.5	194.3	195.0	195.8
27 Niccolo ANTONELLI	ITA	FTR HONDA	194.9	193.7	192.8	192.2	192.0	193.1	194.9
28 Josep RODRIGUEZ	SPA	FTR HONDA	194.7	194.0	194.0	193.4	192.8	193.8	194.7
12 Alex MARQUEZ	SPA	SUTER HOND	194.6	193.7	193.3	193.2	193.0	193.6	194.6
5 Romano FENATI	ITA	FTR HONDA	194.4	191.9	191.8	191.4	191.0	191.9	194.4
10 Alexis MASBOU	FRA	HONDA	194.4	192.0	191.8	191.3	191.0	192.1	194.4
55 Hector FAUBEL	SPA	KALEX KTM	193.9	191.7	191.6	191.2	189.2	191.5	193.9
51 Kenta FUJII	JPN	TSR HONDA	193.6	192.4	191.8	191.1	190.9	192.0	193.6
84 Jakub KORNFEIL	CZE	FTR HONDA	193.5	192.6	192.0	190.7	190.4	191.8	193.5
53 Jasper IWEMA	NED	FGR HONDA	193.4	192.7	192.1	191.6	190.7	192.1	193.4
25 Maverick VIÑALES	SPA	FTR HONDA	192.3	191.6	190.7	190.5	190.2	191.1	192.3
42 Alex RINS	SPA	SUTER HOND	192.2	191.6	191.4	190.7	190.6	191.3	192.2
21 Ivan MORENO	SPA	FTR HONDA	191.9	191.4	191.0	190.5	189.8	190.9	191.9
23 Alberto MONCAYO	SPA	KALEX KTM	191.8	191.6	190.7	190.4	190.4	191.0	191.8
19 Alessandro TONUCCI	ITA	FTR HONDA	191.4	190.9	190.8	190.2	190.2	190.7	191.4
8 Jack MILLER	AUS	HONDA	191.0	190.5	190.3	190.1	189.6	190.3	191.0
26 Adrian MARTIN	SPA	FTR HONDA	190.9	189.0	188.9	188.5	188.2	189.1	190.9
32 Isaac VIÑALES	SPA	FTR HONDA	190.9	189.8	189.3	189.0	188.4	189.5	190.9
96 Louis ROSSI	FRA	FTR HONDA	190.8	189.3	189.3	188.7	187.8	189.2	190.8
7 Efren VAZQUEZ	SPA	FTR HONDA	190.3	190.1	189.1	188.5	187.6	189.1	190.3
9 Toni FINSTERBUSCH	GER	MZ FTR	189.1	188.1	187.2	187.0	186.9	187.7	189.1
99 Danny WEBB	GBR	MAHINDRA	188.3	188.3	187.6	187.2	187.2	187.7	188.3
15 Simone GROTZKYJ	ITA	ORAL	186.6	184.6	184.5	183.8	183.5	184.6	186.6
77 Marcel SCHROTTER	GER	MAHINDRA	186.5	186.3	186.0	185.9	185.8	186.1	186.5
30 Giulian PEDONE	SWI	ORAL	184.2	183.6	182.8	182.6	182.5	183.1	184.2
3 Luigi MORCIANO	ITA	IODA	181.0	179.8	179.5	178.7	177.7	179.3	181.0

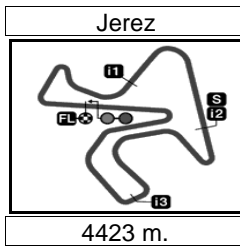
These data/results cannot be reproduced, stored and/or transmitted in whole or in part by any manner of electronic, mechanical, photocopying, recording, broadcasting or otherwise now known or herein after developed without the previous express consent by the copyright owner, except for reproduction in daily press and regular printed publications on sale to the public within 60 days of the event related to those data/results and always provided that copyright symbol appears together as follows below.

© DORNA, 2012

Official MotoGP Timing by **TISSOT**
www.motogp.com



Jerez de la Frontera, Saturday, April 28, 2012



Computerised results and timing service provided by **TISSOT**

Moto3

GRAN PREMIO bwin DE ESPAÑA

Qualifying Practice

Chronological Analysis of Performances

12

P Crossing the finish line in pit lane		T1 Time from finish line to 1st intermediate				T2 Time from 1st intermed. to 2nd intermed.				T3 Time from 2nd intermed. to 3rd intermed.				T4 Time from 3rd intermediate to finish line			
Lap	Lap Time	T1	T2	T3	T4	Speed	Lap	Lap Time	T1	T2	T3	T4	Speed				
1st	42	Alex RINS Estrella Galicia 0,0 SPA					15	4'16.216 P	29.697	18.300	34.907	2'53.312	197.8				
		Runs=3	Total laps=16	Full laps=11			16	2'07.930	37.044	18.920	35.017	36.949	190.2				
							17	1'57.975	29.173	18.133	34.158	36.511	192.8				
1	2'35.731	58.214	20.508	38.233	38.776	190.6											
2	2'03.939	30.987	19.049	35.707	38.196	191.6											
3	2'01.130	30.022	18.465	35.255	37.388	191.4											
4	2'01.224	29.859	18.486	35.607	37.272	189.2											
5	2'01.200	29.818	18.483	35.481	37.418	189.5											
6	2'01.183	29.933	18.465	35.561	37.224	190.7											
7	2'00.728	29.586	18.520	35.206	37.416	189.1											
8	6'42.881 P	30.210	18.502	35.156	5'19.013	189.0											
9	2'08.490	36.468	19.161	35.571	37.290	188.5											
10	2'00.303	29.558	18.401	35.062	37.282	187.5											
11	1'59.493	29.358	18.442	34.888	36.805	187.8											
12	1'59.441	29.440	18.378	34.729	36.894	187.2											
13	1'59.592	29.436	18.372	34.936	36.848	186.7											
14	4'59.645 P	29.686	18.300	35.276	3'36.383	192.2											
15	2'10.842	39.473	18.836	35.694	36.839	189.1											
16	1'57.507	29.063	17.956	34.271	36.217	190.4											
2nd	11	Sandro CORTESE Red Bull KTM Ajo GER															
		Runs=3	Total laps=14	Full laps=9													
1	3'14.170	1'36.323	19.674	38.458	39.715	185.2											
2	2'05.629	31.075	19.498	36.367	38.689	188.5											
3	2'02.295	30.340	18.693	35.546	37.716	191.8											
4	2'01.730	29.820	18.496	35.494	37.920	191.6											
5	7'02.594 P	31.509	19.154	37.264	5'34.667	189.8											
6	2'11.149	35.481	19.201	36.948	39.519	190.7											
7	2'01.958	30.218	18.546	35.831	37.363	192.3											
8	2'00.878	29.775	18.332	35.358	37.413	193.2											
9	2'00.988	29.577	18.596	35.406	37.409	189.7											
10	8'44.356 P	31.529	18.582	36.061	7'18.184	191.7											
11	2'11.136	35.652	19.455	37.560	38.469	191.3											
12	2'01.028	30.211	18.569	35.109	37.139	194.2											
13	1'58.782	29.551	18.238	34.557	36.436	196.1											
14	1'57.519	29.183	18.004	34.166	36.166	195.9											
3rd	44	Miguel OLIVEIRA Estrella Galicia 0,0 POR															
		Runs=3	Total laps=17	Full laps=12													
1	2'32.556	57.182	19.656	37.214	38.504	188.7											
2	2'02.609	30.344	18.761	35.750	37.754	191.2											
3	2'01.012	30.025	18.567	35.146	37.274	194.3											
4	2'00.921	29.741	18.662	35.223	37.295	189.3											
5	2'00.651	29.889	18.604	34.993	37.165	187.6											
6	2'02.614	30.847	18.922	35.475	37.370	185.8											
7	2'00.993	29.889	18.615	35.147	37.342	188.7											
8	5'19.206 P	30.752	18.880	36.489	3'53.085	190.7											
9	2'07.942	36.257	18.874	35.512	37.299	188.3											
10	1'59.600	29.422	18.343	34.837	36.998	190.6											
11	1'59.627	29.462	18.383	34.645	37.137	190.5											
12	1'59.289	29.318	18.355	34.582	37.034	190.8											
13	2'00.019	29.725	18.312	34.865	37.117	194.8											
14	2'02.352	31.397	18.380	34.850	37.725	190.1											
4th	10	Alexis MASBOU Caretta Technology FRA															
		Runs=3	Total laps=15	Full laps=10													
1	2'46.483	1'07.089	19.877	39.286	40.231	188.4											
2	2'03.738	31.001	18.863	36.292	37.582	190.5											
3	2'01.989	30.045	18.586	36.063	37.295	191.0											
4	2'02.193	30.069	18.431	35.817	37.876	190.1											
5	2'01.338	29.956	18.653	35.448	37.281	190.0											
6	7'08.979 P	31.138	19.126	39.627	5'39.088	187.8											
7	2'08.302	35.861	18.880	36.135	37.426	189.1											
8	2'00.919	29.865	18.352	35.587	37.115	190.6											
9	2'00.985	29.862	18.322	35.532	37.269	191.0											
10	6'26.902 P	30.954	19.467	38.288	4'58.193	188.1											
11	2'13.421	38.244	19.431	37.244	38.502	191.3											
12	2'02.666	30.515	18.486	36.029	37.636	192.0											
13	2'00.936	29.890	18.435	35.485	37.126	190.4											
14	1'59.552	29.480	18.134	34.798	37.140	194.4											
15	1'58.301	29.389	18.065	34.311	36.536	191.8											
5th	84	Jakub KORNFEIL Redox-Ongetta-Centr CZE															
		Runs=2	Total laps=17	Full laps=14													
1	2'30.364	51.148	21.220	39.232	38.764	173.2											
2	2'04.010	30.927	18.969	36.074	38.040	187.3											
3	2'01.881	30.121	18.669	35.334	37.757	186.1											
4	2'01.083	29.961	18.539	35.391	37.192	190.4											
5	2'02.804	29.929	18.555	35.729	38.591	192.6											
6	2'01.141	29.978	18.415	35.529	37.219	188.9											
7	2'01.275	29.999	18.782	35.215	37.279	190.7											
8	2'01.228	29.901	18.678	35.271	37.378	189.5											
9	2'00.292	29.797	18.402	35.110	36.983	189.9											
10	7'57.620 P	29.637	18.528	38.735	6'30.720	188.2											
11	2'10.474	36.180	19.382	36.746	38.166	188.0											
12	2'01.488	29.587	18.421	35.733	37.747	188.1											
13	1'59.083	29.272	18.104	34.958	36.749	192.0											
14	1'59.455	29.343	18.499	34.936	36.677	190.0											
15	1'59.239	29.233	18.424	34.613	36.969	188.3											
16	1'58.998	29.366	17.991	34.679	36.962	193.5											
17	1'58.438	29.614	18.084	34.545	36.195	190.2											
6th	8	Jack MILLER Caretta Technology AUS															
		Runs=3	Total laps=16	Full laps=11													
1	2'40.112	1'02.888	20.021	38.439	38.764	186.0											
2	2'04.012	30.036	18.886	36.963	38.127	188.4											
3	2'02.054	30.503	18.552	35.193	37.806	191.0											
4	2'00.645	29.615	18.520	35.217	37.293	188.9											
5	2'00.583	29.730	18.599	34.981	37.273	188.8											
6	2'00.096	29.509	18.334	35.001	37.252	190.3											
7	5'45.648 P	34.066	19.797	40.777	4'11.008	173.2</											

Qualifying Practice

Moto3

Lap	Lap Time	T1	T2	T3	T4	Speed	Lap	Lap Time	T1	T2	T3	T4	Speed
7th 32 Isaac VIÑALES Ongetta-Centro Seta SPA Runs=3 Total laps=15 Full laps=10													
1	2'36.269	55.034	20.567	40.157	40.511	185.5							
2	2'06.776	31.247	19.150	37.305	39.074	189.3							
3	5'40.214 P	31.510	19.133	36.889	4'12.682	187.8							
4	2'26.287	51.619	19.524	36.935	38.209	185.7							
5	2'03.782	30.253	18.869	36.486	38.174	185.9							
6	2'02.661	30.121	18.751	35.999	37.790	187.6							
7	2'01.995	30.002	18.640	35.810	37.543	187.4							
8	7'54.119 P	30.448	18.965	38.704	6'26.002	185.3							
9	2'14.503	38.819	19.587	37.564	38.533	187.6							
10	2'03.242	30.427	18.795	36.417	37.603	188.0							
11	2'00.965	29.694	18.432	35.471	37.368	190.9							
12	2'00.101	29.444	18.348	35.131	37.178	187.6							
13	1'59.532	29.321	18.390	35.044	36.777	188.4							
14	1'58.942	29.173	18.301	34.982	36.486	189.8							
15	1'58.911	29.156	18.144	34.884	36.727	189.0							
10th 5 Romano FENATI Team Italia FMI ITA Runs=3 Total laps=14 Full laps=9													
1	3'01.661	1'23.322	20.436	39.464	38.439	177.1							
2	2'01.795	30.231	18.392	35.790	37.382	191.9							
3	2'01.876	30.385	18.352	35.398	37.741	191.0							
4	6'21.651 P	31.940	19.196	41.698	4'48.817	179.0							
5	2'08.042	36.499	18.502	35.642	37.399	190.2							
6	2'01.012	29.921	18.319	35.539	37.233	191.0							
7	2'00.754	29.874	18.288	35.279	37.313	191.4							
8	2'01.441	30.014	18.350	35.257	37.820	190.5							
9	2'00.482	29.825	18.365	35.058	37.234	189.9							
10	9'00.401 P	33.915	22.837	37.396	7'26.253	177.8							
11	2'11.482	39.041	19.605	35.538	37.298	187.2							
12	1'59.513	29.496	18.386	34.748	36.883	190.8							
13	1'59.979	29.807	18.568	34.826	36.778	194.4							
14	1'59.155	30.048	18.085	34.756	36.266	191.8							
11th 7 Efren VAZQUEZ JHK T-Shirt Laglisse SPA Runs=2 Total laps=15 Full laps=12													
1	4'59.836	3'20.308	20.800	38.886	39.842	182.4							
2	2'04.674	31.086	18.976	36.405	38.207	187.1							
3	2'03.310	30.317	18.854	36.166	37.973	186.4							
4	2'02.184	30.215	18.787	35.551	37.631	187.4							
5	2'01.658	29.782	18.653	35.669	37.554	190.1							
6	9'13.113 P	29.948	18.815	36.358	7'47.992	187.0							
7	2'14.496	38.589	19.874	37.609	38.424	182.2							
8	2'01.924	29.984	18.709	35.834	37.397	186.3							
9	2'00.643	29.775	18.527	35.205	37.136	188.5							
10	2'00.180	29.397	18.404	35.321	37.058	189.1							
11	2'00.832	29.494	18.438	35.469	37.431	187.6							
12	2'02.283	29.687	18.651	36.217	37.728	187.0							
13	2'00.036	29.446	18.516	34.984	37.090	187.1							
14	2'14.341	34.536	20.150	39.247	40.408	182.2							
15	1'59.198	29.600	18.265	34.675	36.658	190.3							
12th 96 Louis ROSSI Racing Team German FRA Runs=2 Total laps=8 Full laps=5													
1	2'13.488	41.779	18.681	35.597	37.431	189.3							
2	2'00.641	29.820	18.366	35.271	37.184	187.8							
3	2'00.245	29.686	18.273	34.978	37.308	187.5							
4	2'00.954	29.742	18.425	35.403	37.384	188.7							
5	25'54.983 P	31.557	19.908	39.031	24'24.487	183.1							
6	2'06.601	35.544	18.635	35.399	37.023	186.3							
7	1'59.463	29.572	18.122	34.876	36.893	189.3							
8	1'59.450	29.452	18.177	34.835	36.986	190.8							
13th 12 Alex MARQUEZ Estrella Galicia 0,0 SPA Runs=3 Total laps=17 Full laps=12													
1	2'33.755	57.504	19.456	38.008	38.787	193.2							
2	2'03.299	30.311	18.649	36.175	38.164	193.3							
3	2'02.242	30.227	18.763	35.600	37.652	187.4							
4	2'02.041	30.346	18.630	35.585	37.480	189.2							
5	2'01.661	29.972	18.752	35.430	37.507	187.4							
6	2'01.670	29.956	18.655	35.746	37.313	188.3							
7	2'01.180	29.734	18.464	35.417	37.565	192.9							
8	2'01.615	29.955	18.533	35.484	37.643	192.9							
9	5'00.004 P	30.802	18.799	36.619	3'33.784	190.3							
10	2'16.408	38.031	18.994	36.977	42.406	189.9							
11	2'01.451	30.021	18.465	35.354	37.611	191.2							
12	2'01.565	29.744	18.527	35.501	37.793	189.4							
13	2'00.584	29.571	18.429	35.418	37.166	188.7							
14	2'01.476	29.697	18.532	35.641	37.606	188.9							
9th 25 Maverick VIÑALES Blusens Avintia SPA Runs=4 Total laps=14 Full laps=8													
1	8'52.591 P	57.559	23.944	44.482	6'46.606	147.4							
2	2'09.815	37.297	18.702	35.452	38.364	188.1							
3	2'01.064	29.858	18.482	35.480	37.244	190.2							
4	2'00.613	29.722	18.320	35.326	37.245	190.7							
5	2'01.281	29.923	18.504	35.537	37.317	189.4							
6	5'26.907 P	32.825	19.786	37.593	3'56.703	177.1							
7	2'10.299	39.030	18.518	35.642	37.109	189.6							
8	2'00.082	29.798	18.299	34.908	37.077	189.1							
9	1'59.672	29.528	18.265	34.942	36.937	190.5							
10	1'59.919	29.397	18.198	35.215	37.109	192.3							
11	4'41.263 P	29.476	18.194	35.225	3'18.368	189.9							
12	2'06.932	36.332	18.579	34.965	37.056	189.6							
13	1'59.805	29.409	18.097	35.001	37.298	191.6							
14	1'59.101	29.347	18.258	34.798	36.698	190.1							

Fastest Lap: Alex RINS Estrella Galicia 0,0 SPA 1'57.507 29.063 17.956 34.271 36.217

These data/results cannot be reproduced, stored and/or transmitted in whole or in part by any manner of electronic, mechanical, photocopying, recording, broadcasting or otherwise now known or herein after developed without the previous express consent by the copyright owner, except for reproduction in daily press and regular printed publications on sale to the public within 60 days of the event related to those data/results and always provided that copyright symbol appears together as follows below.
© DORNA, 2012



Qualifying Practice

Moto3

Lap	Lap Time	T1	T2	T3	T4	Speed	Lap	Lap Time	T1	T2	T3	T4	Speed
15	3'49.877 P	30.659	18.381	36.669	2'24.168	193.7	4	2'02.714	30.501	18.653	35.878	37.682	190.2
16	2'20.613	48.487	18.464	36.238	37.424	193.0	5	2'01.860	30.421	18.509	35.340	37.590	190.7
17	1'59.500	29.529	18.067	35.033	36.871	194.6	6	2'01.460	29.930	18.413	35.387	37.730	191.2
14th	26	Adrian MARTIN		JHK T-Shirt Laglisse		SPA	7	11'25.973 P	30.016	18.405	35.845	10'01.707	191.8
		Runs=3	Total laps=12	Full laps=7			8	2'15.015	38.204	19.530	37.765	39.516	188.7
1	4'27.601	2'53.489	19.132	36.591	38.389	184.2	9	2'02.317	30.340	18.376	35.328	38.273	193.7
2	2'03.350	30.203	18.921	36.240	37.986	183.8	10	2'01.042	30.184	18.407	35.168	37.283	192.0
3	2'02.352	30.256	18.676	35.405	38.015	184.3	11	2'00.733	29.765	18.311	35.136	37.521	194.9
4	2'01.747	30.054	18.729	35.372	37.592	182.5	12	2'00.614	29.746	18.354	35.071	37.443	190.6
5	2'01.270	29.777	18.559	35.417	37.517	183.8	13	2'00.292	29.760	18.365	35.002	37.165	190.6
6	12'23.305 P	34.847	19.789	38.411	10'50.258	173.3	14	2'00.272	29.733	18.203	35.049	37.287	192.8
7	2'10.334	38.081	18.963	35.645	37.645	185.5	15	2'00.009	29.647	18.273	34.892	37.197	191.5
8	5'34.274 P	29.946	18.330	35.736	4'10.262	188.9	18th	28	Josep RODRIGUEZ		Wild Wolf BST		SPA
9	2'11.464	37.772	19.073	36.493	38.126	188.5			Runs=3	Total laps=14	Full laps=9		
10	2'01.606	30.042	18.531	35.256	37.777	188.2	1	2'29.287	51.522	20.909	37.942	38.914	186.8
11	2'01.059	29.754	18.447	35.412	37.446	189.0	2	2'05.322	30.888	19.331	36.664	38.439	188.3
12	1'59.729	29.708	18.159	35.113	36.749	190.9	3	2'02.129	30.397	18.642	35.649	37.441	191.7
15th	52	Danny KENT		Red Bull KTM Ajo		GBR	4	2'00.998	29.857	18.373	35.441	37.327	194.0
		Runs=3	Total laps=17	Full laps=12			5	2'02.331	29.846	18.345	35.823	38.317	194.7
1	2'44.875	1'03.712	20.065	42.088	39.010	155.1	6	4'06.152 P	29.779	18.684	36.292	2'41.397	182.2
2	2'04.356	30.463	19.132	36.241	38.520	190.1	7	2'13.066	39.480	19.470	36.244	37.872	187.5
3	2'04.354	30.520	18.877	37.092	37.865	189.6	8	2'00.646	29.759	18.290	35.278	37.319	193.4
4	2'01.992	30.220	18.737	35.406	37.629	192.4	9	2'00.579	29.831	18.291	35.356	37.101	192.8
5	2'02.769	30.578	18.578	35.756	37.857	197.0	10	2'00.312	29.587	18.451	35.185	37.089	190.5
6	2'01.568	30.082	18.276	35.410	37.800	198.5	11	12'18.864 P	29.827	18.394	35.333	10'55.310	189.8
7	2'05.498	30.669	19.486	37.572	37.771	180.7	12	2'16.209	40.505	19.353	36.976	39.375	190.3
8	2'01.051	29.903	18.167	35.516	37.465	197.8	13	2'05.819	31.763	19.048	36.501	38.507	194.0
9	5'51.450 P	33.161	18.601	37.188	4'22.500	197.2	14	2'03.782	30.710	19.010	36.205	37.857	191.0
10	2'14.136	40.538	19.097	36.511	37.990	191.1	19th	39	Luis SALOM		RW Racing GP		SPA
11	2'01.347	29.936	18.359	35.333	37.719	196.0			Runs=3	Total laps=13	Full laps=8		
12	4'16.346 P	31.344	18.948	36.970	2'49.084	192.6	1	2'35.573	58.090	20.477	37.761	39.245	191.5
13	2'08.551	36.178	18.163	36.227	37.983	198.1	2	2'04.571	31.114	18.855	35.653	38.949	192.1
14	2'00.430	29.640	18.457	35.040	37.293	194.3	3	11'29.563 P	30.155	18.750	44.531	9'56.127	193.8
15	1'59.859	29.524	18.203	34.906	37.226	195.4	4	2'27.878	43.096	21.221	41.506	42.055	188.5
16	2'01.133	29.543	18.244	35.018	38.328	197.0	5	4'55.944 P	35.875	19.701	37.623	3'22.745	194.1
17	2'08.107	30.907	19.533	39.331	38.336	176.6	6	2'15.652	39.859	19.342	36.951	39.500	193.2
16th	55	Hector FAUBEL		Bankia Aspar Team		SPA	7	2'05.278	31.126	19.192	36.466	38.494	192.2
		Runs=3	Total laps=16	Full laps=11			8	2'04.397	31.233	18.719	36.027	38.418	194.5
1	5'24.432	3'49.466	19.734	36.712	38.520	187.0	9	2'08.874	30.808	19.145	40.293	38.628	190.2
2	2'02.092	30.292	18.657	35.517	37.626	188.6	10	2'05.242	30.852	18.716	36.799	38.875	195.7
3	2'02.206	29.945	18.733	35.477	38.051	188.1	11	2'06.688	34.208	18.622	36.164	37.694	194.3
4	2'02.598	30.457	18.725	35.460	37.956	188.3	12	2'01.352	29.934	18.417	35.704	37.297	194.6
5	5'04.992 P	31.255	18.954	36.943	3'37.840	186.1	13	2'00.391	29.723	18.324	35.087	37.257	195.8
6	2'08.890	36.530	19.129	35.820	37.411	186.3	20th	23	Alberto MONCAYO		Bankia Aspar Team		SPA
7	2'01.416	29.685	18.496	35.593	37.642	191.6			Runs=2	Total laps=17	Full laps=14		
8	2'01.683	29.973	18.670	35.415	37.625	187.9	1	3'27.815	1'48.206	19.967	39.970	39.672	185.0
9	4'43.190 P	31.171	19.100	37.412	3'15.507	185.4	2	2'06.669	31.438	19.234	37.507	38.490	187.4
10	2'13.331	37.966	19.489	37.359	38.517	186.6	3	2'05.327	31.670	18.877	36.379	38.401	187.7
11	2'04.074	30.789	19.361	35.993	37.931	186.3	4	2'03.810	30.801	18.791	36.216	38.002	187.2
12	2'02.448	30.325	18.756	35.787	37.580	191.2	5	2'02.673	30.246	18.689	35.938	37.800	187.8
13	2'01.390	29.902	18.850	35.569	37.069	187.1	6	2'03.290	30.433	18.631	36.158	38.068	187.9
14	2'00.697	29.763	18.626	34.964	37.344	189.2	7	5'28.929 P	31.354	18.852	37.060	4'01.663	187.5
15	1'59.925	29.720	18.482	34.725	36.998	191.7	8	2'19.839	41.723	19.943	38.575	39.598	188.3
16	2'01.812	30.528	18.578	35.227	37.479	193.9	9	2'05.546	31.540	18.968	36.556	38.482	190.7
17th	27	Niccolo ANTONELL		San Carlo Gresini Mot		ITA	10	2'05.953	31.141	18.929	36.999	38.884	189.7
		Runs=2	Total laps=15	Full laps=12			11	2'06.362	31.910	18.887	37.107	38.458	189.5
1	3'03.851	1'25.872	19.926	38.508	39.545	187.6	12	2'04.734	30.945	18.892	36.538	38.359	190.4
2	2'03.992	31.046	18.763	36.057	38.126	191.7	13	2'04.593	30.681	18.911	36.809	38.192	189.0
3	2'03.186	30.681	18.581	36.071	37.853	192.2	14	2'08.383	32.396	18.952	38.195	38.840	188.6
							15	2'05.731	32.326	18.745	36.554	38.106	190.4

Fastest Lap: Alex RINS Estrella Galicia 0,0 SPA **1'57.507** 29.063 17.956 34.271 36.217

These data/results cannot be reproduced, stored and/or transmitted in whole or in part by any manner of electronic, mechanical, photocopying, recording, broadcasting or otherwise now known or herein after developed without the previous express consent by the copyright owner, except for reproduction in daily press and regular printed publications on sale to the public within 60 days of the event related to those data/results and always provided that copyright symbol appears together as follows below.
© DORNA, 2012



Qualifying Practice

Moto3

Lap	Lap Time	T1	T2	T3	T4	Speed	Lap	Lap Time	T1	T2	T3	T4	Speed
16	2'03.048	30.864	18.582	35.992	37.610	191.8	2	2'03.695	30.291	18.836	36.174	38.394	190.2
17	2'01.153	29.838	18.529	35.501	37.285	191.6	3	2'01.897	30.140	18.693	35.434	37.630	190.2
21st 99 Danny WEBB Mahindra Racing GBR							4	2'03.896	31.247	18.982	36.020	37.647	190.8
Runs=3 Total laps=14 Full laps=8							5	2'03.006	30.282	18.760	35.901	38.063	187.6
1	2'32.540	51.761	21.316	39.365	40.098	171.5	6	2'02.384	30.267	18.672	35.627	37.818	191.4
2	8'02.487 P	36.699	20.621	38.445	6'26.722	170.4	7	5'04.570 P	31.481	18.557	36.673	3'37.859	186.1
3	2'23.628	44.232	20.079	38.543	40.774	184.4	8	2'20.701	36.412	19.539	38.459	46.291	183.6
4	2'09.487	31.723	19.503	38.079	40.182	184.7	9	2'01.994	30.031	18.571	35.801	37.591	190.2
5	2'10.063	32.598	19.908	38.004	39.553	185.4	10	2'05.467	33.047	18.652	36.291	37.477	188.8
6	2'06.548	31.052	19.080	37.236	39.180	186.5	11	2'02.455	30.311	18.518	35.749	37.877	190.9
7	2'06.594	30.811	19.579	36.991	39.213	187.2	12	5'33.813 P	31.184	19.037	36.230	4'07.362	181.7
8	2'05.652	30.643	18.982	36.643	39.384	187.2	13	2'09.849	36.109	18.980	36.260	38.500	189.6
9	7'51.723 P	30.319	18.794	36.671	6'25.939	186.4	14	2'01.364	30.006	18.636	35.370	37.352	189.1
10	2'12.945	38.355	18.817	37.176	38.597	188.3	15	2'03.777	32.194	18.892	35.606	37.085	185.7
11	2'03.009	30.089	18.742	36.324	37.854	186.5	25th 77 Marcel SCHROTTE Mahindra Racing GER						
12	2'02.020	29.786	18.652	35.864	37.718	187.6	Runs=2 Total laps=14 Full laps=10						
13	2'01.191	29.928	18.440	35.606	37.217	188.3	1	2'32.884	54.761	20.129	38.528	39.466	182.7
unfinished 1'27.277 22.401 46.115 160.0							2	2'04.096	30.752	18.739	36.297	38.308	186.5
22nd 51 Kenta FUJII Technomag-CIP-TSR JPN							3	2'03.758	31.074	18.735	35.813	38.136	186.0
Runs=3 Total laps=16 Full laps=11							4	2'02.714	30.457	18.699	35.605	37.953	185.5
1	2'13.711	39.575	19.177	36.812	38.147	183.6	5	10'07.647 P	32.166	19.702	36.873	8'38.906	179.6
2	2'02.954	30.420	18.550	36.025	37.959	191.1	6	2'11.961	37.624	19.512	36.456	38.369	182.8
3	2'03.589	30.361	19.107	36.218	37.903	187.0	7	2'02.158	29.967	18.493	35.811	37.887	185.8
4	2'03.711	30.379	18.895	35.957	38.480	190.0	8	2'06.330	30.045	18.583	36.833	40.869	184.7
5	2'02.294	30.072	18.707	35.866	37.649	187.7	9	2'02.513	30.048	18.774	35.835	37.856	183.7
6	7'03.231 P	31.984	18.877	37.549	5'34.821	189.8	10	2'03.383	30.157	18.960	35.693	38.573	183.0
7	2'10.947	37.611	18.696	36.507	38.133	190.3	11	2'05.466	31.827	19.344	36.057	38.238	182.8
8	2'03.100	30.096	18.891	36.013	38.100	191.8	12	2'01.450	29.976	18.529	35.399	37.546	185.9
9	2'02.143	29.830	18.520	35.908	37.885	193.6	13	2'02.187	30.282	18.662	35.455	37.788	183.6
10	2'04.326	30.732	18.821	36.152	38.621	190.9	PIT 30.117 18.527 35.345 186.3						
11	2'04.704	30.878	18.716	36.555	38.555	189.4	26th 41 Brad BINDER RW Racing GP RSA						
12	4'19.587 P	30.432	18.643	36.127	2'54.385	189.4	Runs=2 Total laps=15 Full laps=12						
13	2'08.732	35.436	18.635	36.776	37.885	188.4	1	2'23.020	47.463	19.588	37.209	38.760	188.7
14	2'02.269	30.081	18.552	35.999	37.637	189.8	2	2'05.021	31.045	19.027	36.458	38.491	190.9
15	2'01.769	29.794	18.391	35.888	37.696	192.4	3	2'02.821	30.193	18.542	36.015	38.071	194.4
16	2'01.281	29.682	18.310	35.662	37.627	190.5	4	2'05.050	31.766	18.711	36.344	38.229	192.2
23rd 21 Ivan MORENO Andalucia JHK Lagliss SPA							5	11'55.211 P	31.186	18.556	35.722	10'29.747	193.1
Runs=2 Total laps=18 Full laps=15							6	2'24.863	45.312	20.483	38.593	40.475	190.4
1	2'34.374	54.005	20.276	40.292	39.801	187.0	7	2'06.852	31.624	19.554	37.166	38.508	189.6
2	2'09.239	32.238	19.386	37.949	39.666	191.4	8	2'05.361	30.615	19.148	36.700	38.898	191.4
3	2'06.337	31.551	18.848	37.096	38.842	191.9	9	2'03.743	30.513	18.840	36.231	38.159	193.5
4	2'04.206	30.809	18.940	36.650	37.807	187.0	10	2'20.448	32.732	21.694	45.149	40.873	108.7
5	2'03.475	30.573	18.857	36.196	37.849	190.5	11	2'03.373	30.739	18.607	36.182	37.845	196.3
6	2'03.308	30.336	18.660	36.147	38.165	189.0	12	2'02.381	30.134	18.717	35.812	37.718	193.0
7	2'03.159	30.301	18.769	36.058	38.031	188.4	13	2'02.019	30.445	18.579	35.422	37.573	195.8
8	2'03.728	30.828	18.581	36.300	38.019	191.0	14	2'01.477	29.746	18.583	35.298	37.850	195.2
9	5'08.806 P	31.235	18.809	37.167	3'41.595	187.2	15	2'04.582	32.666	18.664	35.403	37.849	194.5
10	2'12.269	36.513	19.340	37.822	38.594	185.9	27th 31 Niklas AJO TT Motion Events Rac FIN						
11	2'02.991	30.266	18.666	36.198	37.861	188.6	Runs=2 Total laps=8 Full laps=4						
12	2'03.612	30.630	18.616	36.306	38.060	189.2	1	2'26.761	51.685	20.191	36.918	37.967	188.9
13	2'01.918	30.034	18.524	35.785	37.575	189.8	2	26'46.029 P	30.119				
14	2'03.302	30.009	18.674	36.181	38.438	188.6	3	2'15.066	39.268	19.829	37.677	38.292	186.0
15	2'01.319	29.744	18.432	35.765	37.378	188.9	4	2'01.702	29.946	18.465	35.826	37.465	192.3
16	2'01.733	29.779	18.611	35.855	37.488	186.8	5	2'01.761	29.879	18.745	35.616	37.521	193.5
17	2'04.845	32.369	18.589	36.229	37.658	188.1	6	2'02.050	29.862	18.614	35.678	37.896	197.8
18	2'02.530	30.201	18.533	36.065	37.731	187.6	7	2'02.141	29.964	18.654	36.034	37.489	195.3
24th 19 Alessandro TONUĆ Team Italia FMI ITA							PIT 35.102 22.343 41.710 169.7						
Runs=3 Total laps=15 Full laps=10													
1	2'55.568	1'15.598	20.524	39.501	39.945	184.3							

Fastest Lap: Alex RINS Estrella Galicia 0,0 SPA **1'57.507** 29.063 17.956 34.271 36.217

These data/results cannot be reproduced, stored and/or transmitted in whole or in part by any manner of electronic, mechanical, photocopying, recording, broadcasting or otherwise now known or herein after developed without the previous express consent by the copyright owner, except for reproduction in daily press and regular printed publications on sale to the public within 60 days of the event related to those data/results and always provided that copyright symbol appears together as follows below.
© DORNA, 2012



Qualifying Practice

Moto3

Lap	Lap Time	T1	T2	T3	T4	Speed	Lap	Lap Time	T1	T2	T3	T4	Speed
28th	63	Zulfahmi KHAIRUD AirAsia-Sic-Ajo MAL					6	2'11.313	35.656	19.578	37.328	38.751	180.5
		Runs=4 Total laps=14 Full laps=7					7	2'03.998	30.500	19.048	36.199	38.251	183.8
1	2'54.179	1'17.529	19.428	37.839	39.383	190.8	8	2'03.642	30.343	18.958	36.178	38.163	184.6
2	2'04.204	30.235	18.903	36.651	38.415	193.4	9	2'04.353	30.541	18.956	36.376	38.480	182.2
3	2'03.087	30.908	18.857	35.617	37.705	198.3	10	5'45.116 P	31.940	19.820	39.779	4'13.577	179.5
4	6'04.665 P	30.854	18.862	36.965	4'37.984	193.7	11	2'15.759	37.638	20.169	38.283	39.669	180.9
5	2'14.157	38.143	19.498	37.469	39.047	193.1	12	2'05.553	30.837	19.085	36.809	38.822	182.6
6	2'02.964	30.768	18.554	36.198	37.444	195.4	13	2'03.368	30.102	18.897	36.367	38.002	183.5
7	2'01.951	30.030	18.435	36.005	37.481	191.8	14	2'03.041	30.351	18.821	36.007	37.862	184.5
8	2'02.496	30.518	18.511	35.728	37.739	192.9							
9	7'14.889 P	32.167	19.110	36.638	5'46.974	187.3							
10	2'11.390	37.509	18.852	36.790	38.239	190.6							
11	4'24.328 P	31.137	18.530	35.862	2'58.799	194.1							
12	2'10.545	36.903	19.300	36.326	38.016	190.1							
13	2'01.752	29.997	18.469	35.753	37.533	196.8							
14	2'05.024	30.990	18.948	36.664	38.422	192.3							

Lap	Lap Time	T1	T2	T3	T4	Speed
29th	53	Jasper IWEMA Moto FGR NED				
		Runs=2 Total laps=16 Full laps=13				
1	2'20.431	44.803	19.478	37.512	38.638	187.2
2	2'04.002	30.806	18.577	36.397	38.222	190.0
3	2'02.885	30.625	18.801	35.627	37.832	188.2
4	2'02.560	30.248	18.614	35.667	38.031	188.9
5	2'02.499	30.196	18.662	35.721	37.920	188.2
6	2'02.771	30.379	18.591	35.816	37.985	189.4
7	9'51.606 P	32.694	20.024	42.232	8'16.656	168.6
8	2'31.188	42.770	22.516	41.176	44.726	177.0
9	2'10.981	32.717	19.700	38.503	40.061	188.6
10	2'08.100	31.583	19.068	37.624	39.825	191.6
11	2'14.156	32.166	19.423	42.619	39.948	173.0
12	2'07.541	31.520	19.060	37.916	39.045	190.7
13	2'06.139	31.258	19.076	37.026	38.779	189.9
14	2'04.343	30.649	18.762	36.472	38.460	192.1
15	2'03.780	30.599	18.735	36.320	38.126	192.7
16	2'03.510	30.863	18.585	36.240	37.822	193.4

Lap	Lap Time	T1	T2	T3	T4	Speed
30th	9	Toni FINSTERBUSC Cresto Guide MZ Raci GER				
		Runs=3 Total laps=16 Full laps=11				
1	2'17.245	40.711	19.702	37.896	38.936	182.5
2	2'06.706	31.518	18.994	37.466	38.728	185.4
3	2'04.944	31.018	19.176	36.650	38.100	184.3
4	2'04.084	30.659	18.681	36.448	38.296	186.0
5	2'03.508	30.840	18.705	36.105	37.858	186.4
6	2'03.041	30.412	18.519	36.165	37.945	186.0
7	5'53.008 P	31.595	18.918	36.578	4'25.917	185.4
8	2'15.222	38.616	19.700	37.550	39.356	179.1
9	2'02.769	30.367	18.578	35.961	37.863	187.0
10	2'03.262	30.059	18.483	36.608	38.112	187.2
11	2'03.226	30.236	18.676	36.287	38.027	186.3
12	2'03.020	30.126	18.485	36.067	38.342	186.9
13	2'03.361	30.454	18.686	36.392	37.829	186.5
14	4'48.199 P	30.066	18.586	36.223	3'23.324	188.1
15	2'19.516	34.852	19.505	40.382	44.777	175.0
16	2'02.737	30.570	18.577	36.059	37.531	189.1

Lap	Lap Time	T1	T2	T3	T4	Speed
31st	15	Simone GROTKYJ Ambrogio Next Racing ITA				
		Runs=3 Total laps=14 Full laps=9				
1	2'36.690	57.839	20.490	38.409	39.952	180.9
2	2'05.801	31.172	19.240	36.527	38.862	186.6
3	2'05.098	30.898	19.243	36.536	38.421	181.8
4	2'04.534	30.563	19.120	36.389	38.462	182.6
5	8'45.210 P	31.604	20.638	38.635	7'14.333	180.6

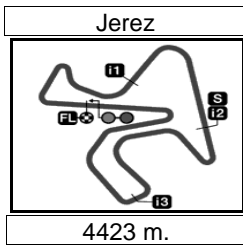
Lap	Lap Time	T1	T2	T3	T4	Speed
32nd	3	Luigi MORCIANO Ioda Team Italia ITA				
		Runs=3 Total laps=8 Full laps=3				
1	2'55.566	1'14.388	21.109	39.802	40.267	174.6
2	2'07.363	31.239	19.374	37.203	39.547	181.0
3	2'10.754 P	32.247	19.360	39.423	19'36.724	178.7
4	2'11.917	36.391	19.502	37.068	38.956	177.7
5	2'04.594	30.557	19.051	36.700	38.286	179.8
6	2'03.055	30.030	18.872	36.140	38.013	179.5
7	4'12.741 P	30.375	19.130	37.439	2'45.797	177.6
8	2'17.273	35.486	19.569	37.448	44.770	176.1

Lap	Lap Time	T1	T2	T3	T4	Speed
33rd	30	Giulian PEDONE Ambrogio Next Racing SWI				
		Runs=2 Total laps=16 Full laps=13				
1	4'38.047	2'59.203	20.901	37.722	40.221	176.7
2	2'06.142	30.702	19.196	36.849	39.395	180.7
3	2'05.449	30.594	19.238	36.529	39.088	179.0
4	2'09.003	34.451	19.470	36.607	38.475	182.3
5	2'04.625	30.590	19.084	36.320	38.631	182.6
6	2'05.157	30.329	18.904	36.854	39.070	182.8
7	7'03.841 P	33.619	20.506	41.793	5'27.923	173.7
8	2'28.593	41.952	20.937	41.066	44.638	175.1
9	2'11.178	32.477	19.904	37.747	41.050	181.5
10	2'08.738	31.331	19.634	37.905	39.868	180.0
11	2'05.946	30.801	19.263	36.878	39.004	181.7
12	2'05.209	30.294	19.062	36.952	38.901	182.2
13	2'03.123	30.054	18.878	35.950	38.241	182.5
14	2'19.550	39.209	21.003	37.498	41.840	177.5
15	2'07.701	32.301	20.242	36.287	38.871	184.2
16	2'03.422	30.160	18.961	35.990	38.311	183.6

Fastest Lap: Alex RINS Estrella Galicia 0,0 SPA **1'57.507** 29.063 17.956 34.271 36.217

These data/results cannot be reproduced, stored and/or transmitted in whole or in part by any manner of electronic, mechanical, photocopying, recording, broadcasting or otherwise now known or herein after developed without the previous express consent by the copyright owner, except for reproduction in daily press and regular printed publications on sale to the public within 60 days of the event related to those data/results and always provided that copyright symbol appears together as follows below.
© DORNA, 2012





Computerised results and timing service provided by **TISSOT**

Moto3

GRAN PREMIO bwin DE ESPAÑA
Provisional Starting Grid

Race : 23 laps = 101.729 km



1	1 1'57.507 42 Alex RINS Suter Honda	2	2 1'57.519 11 Sandro CORTESE KTM	3	3 1'57.975 44 Miguel OLIVEIRA Suter Honda
2	4 1'58.301 10 Alexis MASBOU Honda	3	5 1'58.438 84 Jakub KORNFEIL FTR Honda	4	6 1'58.793 8 Jack MILLER Honda
3	7 1'58.911 32 Isaac VIÑALES FTR Honda	4	8 1'59.023 61 Arthur SISSIS KTM	5	9 1'59.101 25 Maverick VIÑALES FTR Honda
4	10 1'59.155 5 Romano FENATI FTR Honda	5	11 1'59.198 7 Efen VAZQUEZ FTR Honda	6	12 1'59.450 96 Louis ROSSI FTR Honda
5	13 1'59.500 12 Alex MARQUEZ Suter Honda	6	14 1'59.729 26 Adrian MARTIN FTR Honda	7	15 1'59.859 52 Danny KENT KTM
6	16 1'59.925 55 Hector FAUBEL Kalex KTM	7	17 2'00.009 27 Niccolo ANTONELLI FTR Honda	8	18 2'00.312 28 Josep RODRIGUEZ FTR Honda
7	19 2'00.391 39 Luis SALOM Kalex KTM	8	20 2'01.153 23 Alberto MONCAYO Kalex KTM	9	21 2'01.191 99 Danny WEBB Mahindra

The results are provisional until the end of the limit for protest and appeals and until the ratification of the Event Management Committee.

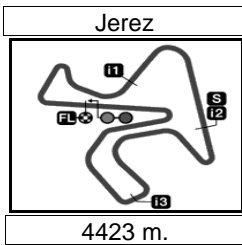
Time limit for protest expires 60' at the latest after publication of the results - Mr. Time:

These data/results cannot be reproduced, stored and/or transmitted in whole or in part by any manner of electronic, mechanical, photocopying, recording, broadcasting or otherwise now known or herein after developed without the previous express consent by the copyright owner, except for reproduction in daily press and regular printed publications on sale to the public within 60 days of the event related to those data/results and always provided that copyright symbol appears together as follows below.

© DORNA, 2012

Official MotoGP Timing by **TISSOT**
 www.motogp.com





Computerised results and timing service provided by **TISSOT**

Moto3

GRAN PREMIO bwin DE ESPAÑA
Provisional Starting Grid

Race : 23 laps = 101.729 km

8	22 2'01.281 51 Kenta FUJII TSR Honda	23 2'01.319 21 Ivan MORENO FTR Honda	24 2'01.364 19 Alessandro TONUCCI FTR Honda
9	25 2'01.450 77 Marcel SCHROTTER Mahindra	26 2'01.477 41 Brad BINDER Kalex KTM	27 2'01.702 31 Niklas AJO KTM
10	28 2'01.752 63 Zulfahmi KHAIRUDDIN KTM	29 2'02.499 53 Jasper IWEMA FGR Honda	30 2'02.737 9 Toni FINSTERBUSCH MZ FTR
11	31 2'03.041 15 Simone GROTZKYJ Oral	32 2'03.055 3 Luigi MORCIANO Ioda	33 2'03.123 30 Giulian PEDONE Oral
12	34 89 Alan TECHER TSR Honda		

The results are provisional until the end of the limit for protest and appeals and until the ratification of the Event Management Committee.

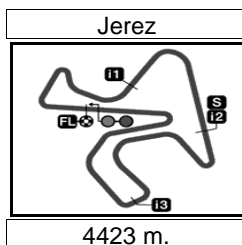
Time limit for protest expires 60' at the latest after publication of the results - Mr. Time:

These data/results cannot be reproduced, stored and/or transmitted in whole or in part by any manner of electronic, mechanical, photocopying, recording, broadcasting or otherwise now known or herein after developed without the previous express consent by the copyright owner, except for reproduction in daily press and regular printed publications on sale to the public within 60 days of the event related to those data/results and always provided that copyright symbol appears together as follows below.

© DORNA, 2012

Official MotoGP Timing by **TISSOT**
 www.motogp.com





Computerised results and timing service provided by **TISSOT**

Moto3

GRAN PREMIO bwin DE ESPAÑA

After the Qualifying Practice
Event Best Maximum Speed



<i>Rider</i>	<i>Nation Team</i>	<i>Motorcycle</i>	<i>Km/h</i>	
11 Sandro CORTESE	GER Red Bull KTM Ajo	KTM	207.1	Free Practice Nr. 1
52 Danny KENT	GBR Red Bull KTM Ajo	KTM	204.0	Free Practice Nr. 1
23 Alberto MONCAYO	SPA Bankia Aspar Team	KALEX KTM	203.8	Free Practice Nr. 1
63 Zulfahmi KHAIRUDDIN	MAL AirAsia-Sic-Ajo	KTM	203.5	Free Practice Nr. 1
55 Hector FAUBEL	SPA Bankia Aspar Team	KALEX KTM	203.4	Free Practice Nr. 1
8 Jack MILLER	AUS Caretta Technology	HONDA	202.9	Free Practice Nr. 1
27 Niccolo ANTONELLI	ITA San Carlo Gresini Moto3	FTR HONDA	202.6	Free Practice Nr. 1
61 Arthur SISSIS	AUS Red Bull KTM Ajo	KTM	202.6	Free Practice Nr. 1
51 Kenta FUJII	JPN Technomag-CIP-TSR	TSR HONDA	201.3	Free Practice Nr. 1
25 Maverick VIÑALES	SPA Blusens Avintia	FTR HONDA	201.2	Free Practice Nr. 1
42 Alex RINS	SPA Estrella Galicia 0,0	SUTER HONDA	200.9	Free Practice Nr. 1
39 Luis SALOM	SPA RW Racing GP	KALEX KTM	200.8	Free Practice Nr. 1
96 Louis ROSSI	FRA Racing Team Germany	FTR HONDA	200.8	Free Practice Nr. 1
41 Brad BINDER	RSA RW Racing GP	KALEX KTM	200.7	Free Practice Nr. 1
53 Jasper IWEMA	NED Moto FGR	FGR HONDA	200.1	Free Practice Nr. 1
5 Romano FENATI	ITA Team Italia FMI	FTR HONDA	200.0	Free Practice Nr. 1
31 Niklas AJO	FIN TT Motion Events Racing	KTM	200.0	Free Practice Nr. 1
89 Alan TECHER	FRA Technomag-CIP-TSR	TSR HONDA	198.7	Free Practice Nr. 1
84 Jakub KORNFEIL	CZE Redox-Ongetta-Centro Seta	FTR HONDA	198.6	Free Practice Nr. 1
12 Alex MARQUEZ	SPA Estrella Galicia 0,0	SUTER HONDA	198.2	Free Practice Nr. 1
44 Miguel OLIVEIRA	POR Estrella Galicia 0,0	SUTER HONDA	197.8	Qualifying Practice
10 Alexis MASBOU	FRA Caretta Technology	HONDA	197.8	Free Practice Nr. 1
32 Isaac VIÑALES	SPA Ongetta-Centro Seta	FTR HONDA	197.7	Free Practice Nr. 1
9 Toni FINSTERBUSCH	GER Cresto Guide MZ Racing	MZ FTR	197.6	Free Practice Nr. 1
99 Danny WEBB	GBR Mahindra Racing	MAHINDRA	197.0	Free Practice Nr. 1
7 Efren VAZQUEZ	SPA JHK T-Shirt Laglisse	FTR HONDA	196.8	Free Practice Nr. 1
19 Alessandro TONUCCI	ITA Team Italia FMI	FTR HONDA	196.7	Free Practice Nr. 1
28 Josep RODRIGUEZ	SPA Wild Wolf BST	FTR HONDA	195.8	Free Practice Nr. 1
21 Ivan MORENO	SPA Andalucia JHK Laglisse	FTR HONDA	195.2	Free Practice Nr. 1
77 Marcel SCHROTTER	GER Mahindra Racing	MAHINDRA	194.7	Free Practice Nr. 1
15 Simone GROTZKYJ	ITA Ambrogio Next Racing	ORAL	193.5	Free Practice Nr. 1
26 Adrian MARTIN	SPA JHK T-Shirt Laglisse	FTR HONDA	193.0	Free Practice Nr. 1
30 Giulian PEDONE	SWI Ambrogio Next Racing	ORAL	191.6	Free Practice Nr. 1
3 Luigi MORCIANO	ITA Ioda Team Italia	IODA	186.6	Free Practice Nr. 1

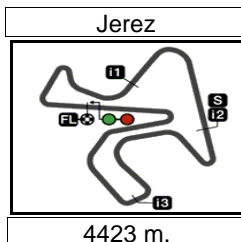
These data/results cannot be reproduced, stored and/or transmitted in whole or in part by any manner of electronic, mechanical, photocopying, recording, broadcasting or otherwise now known or herein after developed without the previous express consent by the copyright owner, except for reproduction in daily press and regular printed publications on sale to the public within 60 days of the event related to those data/results and always provided that copyright symbol appears together as follows below.

© DORNA, 2012

Official MotoGP Timing by **TISSOT**
 www.motogp.com



Jerez de la Frontera, Saturday, April 28, 2012



Computerised results and timing service provided by **TISSOT**

Moto3

GRAN PREMIO bwin DE ESPAÑA

Qualifying Practice

Best Partial Times

IT Ideal Lap Time, sum of the best partial times

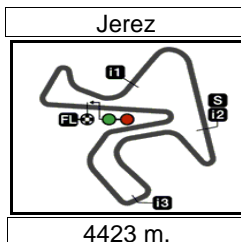
BT Best Lap Time

<i>T1</i>		<i>T2</i>		<i>T3</i>		<i>T4</i>				<i>IT</i>	<i>BT</i>	
Pos	Rider	Time	Rider	Time	Rider	Time	Rider	Time	Pos	Rider	IT	BT
11	VIÑALES	29.156	A.RINS	17.956	M.OLIVEIRA	34.158	S.CORTESE	36.166	1	S.CORTESE	1'57.519	1'57.519 (2)
2	S.CORTESE	29.183	J.KORNFEIL	17.991	S.CORTESE	34.166	J.KORNFEIL	36.195	2	J.KORNFEIL	1'57.964	1'58.438 (5)
3	J.KORNFEIL	29.233	S.CORTESE	18.004	A.RINS	34.271	A.RINS	36.217	3	A.MASBOU	1'58.301	1'58.301 (4)
4	J.MILLER	29.316	A.SISSIS	18.015	J.MILLER	34.290	R.FENATI	36.266	4	J.MILLER	1'58.411	1'58.793 (6)
5	M.OLIVEIRA	29.318	A.MASBOU	18.065	A.MASBOU	34.311	I.VIÑALES	36.486	5	I.VIÑALES	1'58.670	1'58.911 (7)
6	A.SISSIS	29.331	A.MARQUEZ	18.067	J.KORNFEIL	34.545	M.OLIVEIRA	36.511	6	A.SISSIS	1'58.893	1'59.023 (8)
7	M.VIÑALES	29.347	R.FENATI	18.085	E.VAZQUEZ	34.675	A.MASBOU	36.536	7	R.FENATI	1'58.906	1'59.155 (10)
8	A.RINS	29.358	M.VIÑALES	18.097	A.SISSIS	34.681	J.MILLER	36.611	8	M.VIÑALES	1'58.940	1'59.101 (9)
9	A.MASBOU	29.389	L.ROSSI	18.122	H.FAUBEL	34.725	E.VAZQUEZ	36.658	9	E.VAZQUEZ	1'58.995	1'59.198 (11)
10	E.VAZQUEZ	29.397	M.OLIVEIRA	18.133	R.FENATI	34.748	M.VIÑALES	36.698	10	L.ROSSI	1'59.302	1'59.450 (12)
11	L.ROSSI	29.452	I.VIÑALES	18.144	M.VIÑALES	34.798	A.MARTIN	36.749	11	A.MARTIN	1'59.729	1'59.729 (14)
12	D.KENT	29.524	A.MARTIN	18.159	L.ROSSI	34.835	A.SISSIS	36.866	12	D.KENT	1'59.819	1'59.859 (15)
13	A.MARQUEZ	29.571	D.KENT	18.163	I.VIÑALES	34.884	A.MARQUEZ	36.871	13	N.ANTONELLI	1'59.907	2'00.009 (17)
14	J.RODRIGUEZ	29.587	J.MILLER	18.194	N.ANTONELLI	34.892	L.ROSSI	36.893	14	H.FAUBEL	1'59.925	1'59.925 (16)
15	N.ANTONELLI	29.647	N.ANTONELLI	18.203	D.KENT	34.906	H.FAUBEL	36.998	15	J.RODRIGUEZ	2'00.151	2'00.312 (18)
16	K.FUJII	29.682	E.VAZQUEZ	18.265	A.MARQUEZ	35.033	A.TONUCCI	37.085	16	L.SALOM	2'00.391	2'00.391 (19)
17	A.MARTIN	29.708	J.RODRIGUEZ	18.290	L.SALOM	35.087	J.RODRIGUEZ	37.089	17	D.WEBB	2'01.049	2'01.191 (21)
18	H.FAUBEL	29.720	K.FUJII	18.310	A.MARTIN	35.113	N.ANTONELLI	37.165	18	A.TONUCCI	2'01.113	2'01.364 (24)
19	L.SALOM	29.723	L.SALOM	18.324	J.RODRIGUEZ	35.185	D.WEBB	37.217	19	A.MONCAYO	2'01.153	2'01.153 (20)
20	MORENO	29.744	I.MORENO	18.432	B.BINDER	35.298	D.KENT	37.226	20	B.BINDER	2'01.159	2'01.477 (26)
21	B.BINDER	29.746	Z.KHAIRUDDIN	18.435	M.SCHROTTER	35.345	L.SALOM	37.257	21	K.FUJII	2'01.281	2'01.281 (22)
22	D.WEBB	29.786	D.WEBB	18.440	A.TONUCCI	35.370	A.MONCAYO	37.285	22	I.MORENO	2'01.319	2'01.319 (23)
23	R.FENATI	29.807	N.AJO	18.465	A.MONCAYO	35.501	I.MORENO	37.378	23	M.SCHROTTE	2'01.360	2'01.450 (25)
24	A.MONCAYO	29.838	H.FAUBEL	18.482	D.WEBB	35.606	Z.KHAIRUDDIN	37.444	24	N.AJO	2'01.408	2'01.702 (27)

These data/results cannot be reproduced, stored and/or transmitted in whole or in part by any manner of electronic, mechanical, photocopying, recording, broadcasting or otherwise now known or herein after developed without the previous express consent by the copyright owner, except for reproduction in daily press and regular printed publications on sale to the public within 60 days of the event related to those data/results and always provided that copyright symbol appears together as follows below.
© DORNA, 2012

Official MotoGP Timing by **TISSOT**
www.motogp.com





Computerised results and timing service provided by **TISSOT**

Moto3

GRAN PREMIO bwin DE ESPAÑA

Qualifying Practice

Best Partial Times

IT Ideal Lap Time, sum of the best partial times

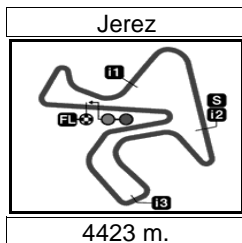
BT Best Lap Time

<i>T1</i>		<i>T2</i>		<i>T3</i>		<i>T4</i>				<i>IT</i>	<i>BT</i>	
<i>Pos</i>	<i>Rider</i>	<i>Time</i>	<i>Rider</i>	<i>Time</i>	<i>Rider</i>	<i>Time</i>	<i>Rider</i>	<i>Time</i>	<i>Pos</i>	<i>Rider</i>		
25	N.AJO	29.862	T.FINSTERBUSC	18.483	N.AJO	35.616	N.AJO	37.465	25	Z.KHAIRUDDIN	2'01.526	2'01.752 (28)
26	M.SCHROTTER	29.976	M.SCHROTTER	18.493	Z.KHAIRUDDIN	35.617	T.FINSTERBUSC	37.531	26	T.FINSTERBU	2'02.034	2'02.737 (30)
27	L.MORCIANO	30.030	A.TONUCCI	18.518	J.IWEMA	35.627	M.SCHROTTER	37.546	27	J.IWEMA	2'02.222	2'02.499 (29)
28	Z.KHAIRUDDIN	30.030	A.MONCAYO	18.529	K.FUJII	35.662	B.BINDER	37.573	28	S.GROTZKYJ	2'02.792	2'03.041 (31)
29	G.PEDONE	30.054	B.BINDER	18.542	I.MORENO	35.765	K.FUJII	37.627	29	L.MORCIANO	2'03.055	2'03.055 (32)
30	T.FINSTERBUSC	30.059	J.IWEMA	18.577	G.PEDONE	35.950	J.IWEMA	37.822	30	G.PEDONE	2'03.123	2'03.123 (33)
31	S.GROTZKYJ	30.102	S.GROTZKYJ	18.821	T.FINSTERBUSC	35.961	S.GROTZKYJ	37.862	31	A.RINS		1'57.507 (1)
32	A.TONUCCI	30.140	L.MORCIANO	18.872	S.GROTZKYJ	36.007	L.MORCIANO	38.013	32	M.OLIVEIRA		1'57.975 (3)
33	J.IWEMA	30.196	G.PEDONE	18.878	L.MORCIANO	36.140	G.PEDONE	38.241	33	A.MARQUEZ		1'59.500 (13)

These data/results cannot be reproduced, stored and/or transmitted in whole or in part by any manner of electronic, mechanical, photocopying, recording, broadcasting or otherwise now known or herein after developed without the previous express consent by the copyright owner, except for reproduction in daily press and regular printed publications on sale to the public within 60 days of the event related to those data/results and always provided that copyright symbol appears together as follows below.
© DORNA, 2012

Official MotoGP Timing by **TISSOT**
www.motogp.com





Computerised results and timing service provided by **TISSOT**

Moto3

GRAN PREMIO bwin DE ESPAÑA

Qualifying Practice

Fastest Laps Sequence

<i>Practice Time</i>	 <i>Rider</i>	<i>Nation</i>	<i>Motorcycle</i>	<i>Time</i>	<i>Km/h</i>	<i>Rider's Lap</i>
4'14.129	96 Louis ROSSI	FRA	FTR HONDA	2'00.641	131.984	2
6'14.374	96 Louis ROSSI	FRA	FTR HONDA	2'00.245	132.419	3
12'47.502	8 Jack MILLER	AUS	HONDA	2'00.096	132.583	6
22'43.079	8 Jack MILLER	AUS	HONDA	1'59.917	132.781	9
24'08.104	44 Miguel OLIVEIRA	POR	SUTER HONDA	1'59.600	133.133	10
24'42.303	8 Jack MILLER	AUS	HONDA	1'59.224	133.553	10
32'52.743	84 Jakub KORNFEIL	CZE	FTR HONDA	1'59.083	133.711	13
35'03.891	61 Arthur SISSIS	AUS	KTM	1'59.023	133.779	13
37'26.466	8 Jack MILLER	AUS	HONDA	1'58.937	133.875	14
39'25.259	8 Jack MILLER	AUS	HONDA	1'58.793	134.038	15
39'36.693	11 Sandro CORTESE	GER	KTM	1'58.782	134.050	13
40'31.512	44 Miguel OLIVEIRA	POR	SUTER HONDA	1'57.975	134.967	17
40'43.329	42 Alex RINS	SPA	SUTER HONDA	1'57.507	135.505	16

These data/results cannot be reproduced, stored and/or transmitted in whole or in part by any manner of electronic, mechanical, photocopying, recording, broadcasting or otherwise now known or herein after developed without the previous express consent by the copyright owner, except for reproduction in daily press and regular printed publications on sale to the public within 60 days of the event related to those data/results and always provided that copyright symbol appears together as follows below.

© DORNA, 2012

Official MotoGP Timing by **TISSOT**
www.motogp.com



Jerez de la Frontera, Saturday, April 28, 2012