


Computerised results and timing service provided by **TISSOT**

Moto3

AIRASIA GRAND PRIX OF JAPAN

**Qualifying Practice
Classification**

10

	<i>Rider</i>	<i>Nation</i>	<i>Team</i>	<i>Motorcycle</i>	<i>Time</i>	<i>Lap Total</i>	<i>Gap</i>	<i>Top Speed</i>
1	52 Danny KENT	GBR	Red Bull KTM Ajo	KTM	1'58.371	17 17		211.5
2	25 Maverick VIÑALES	SPA	Blusens Avintia	FTR HONDA	1'58.574	17 17	0.203 0.203	211.9
3	11 Sandro CORTESE	GER	Red Bull KTM Ajo	KTM	1'58.669	15 16	0.298 0.095	208.8
4	63 Zulfahmi KHAIRUDDIN	MAL	AirAsia-Sic-Ajo	KTM	1'58.951	13 14	0.580 0.282	212.3
5	19 Alessandro TONUCCI	ITA	Team Italia FMI	FTR HONDA	1'59.072	15 17	0.701 0.121	211.4
6	39 Luis SALOM	SPA	RW Racing GP	KALEX KTM	1'59.097	16 16	0.726 0.025	213.1
7	94 Jonas FOLGER	GER	Mapfre Aspar Team Moto3	KALEX KTM	1'59.125	7 10	0.754 0.028	211.3
8	96 Louis ROSSI	FRA	Racing Team Germany	FTR HONDA	1'59.213	13 15	0.842 0.088	210.0
9	7 Efen VAZQUEZ	SPA	JHK t-shirt Laglisse	FTR HONDA	1'59.287	16 16	0.916 0.074	211.0
10	5 Romano FENATI	ITA	Team Italia FMI	FTR HONDA	1'59.359	14 14	0.988 0.072	209.6
11	44 Miguel OLIVEIRA	POR	Estrella Galicia 0,0	SUTER HONDA	1'59.494	15 16	1.123 0.135	205.4
12	27 Niccolò ANTONELLI	ITA	San Carlo Gresini Moto3	FTR HONDA	1'59.652	14 14	1.281 0.158	211.5
13	42 Alex RINS	SPA	Estrella Galicia 0,0	SUTER HONDA	1'59.653	14 16	1.282 0.001	209.4
14	61 Arthur SISSIS	AUS	Red Bull KTM Ajo	KTM	1'59.686	13 16	1.315 0.033	214.1
15	23 Alberto MONCAYO	SPA	Andalucia JHK t-shirt Laglisse	FTR HONDA	1'59.904	16 17	1.533 0.218	208.7
16	26 Adrian MARTIN	SPA	JHK t-shirt Laglisse	FTR HONDA	1'59.945	15 17	1.574 0.041	208.3
17	12 Alex MARQUEZ	SPA	Ambrogio Next Racing	SUTER HONDA	1'59.949	15 15	1.578 0.004	208.4
18	41 Brad BINDER	RSA	RW Racing GP	KALEX KTM	1'59.974	12 17	1.603 0.025	210.4
19	84 Jakub KORNFEIL	CZE	Redox-Ongetta-Centro Seta	FTR HONDA	1'59.998	14 14	1.627 0.024	207.6
20	89 Alan TECHER	FRA	Technomag-CIP-TSR	TSR HONDA	2'00.021	12 17	1.650 0.023	209.1
21	81 Hyuga WATANABE	JPN	Project U 7C Harc	HONDA	2'00.044	16 16	1.673 0.023	210.8
22	8 Jack MILLER	AUS	Caretta Technology	HONDA	2'00.177	14 17	1.806 0.133	206.5
23	31 Niklas AJO	FIN	TT Motion Events Racing	KTM	2'00.386	10 10	2.015 0.209	212.0
24	9 Toni FINSTERBUSCH	GER	Racing Team Germany	HONDA	2'00.460	15 15	2.089 0.074	210.4
25	32 Isaac VIÑALES	SPA	Ongetta-Centro Seta	FTR HONDA	2'00.526	12 16	2.155 0.066	207.8
26	17 John McPHEE	GBR	Caretta Technology	KRP HONDA	2'00.755	4 15	2.384 0.229	207.6
27	82 Yuudai KAMEI	JPN	18 Garage Racing Team	HONDA	2'00.940	13 16	2.569 0.185	207.2
28	30 Giulian PEDONE	SWI	Ambrogio Next Racing	SUTER HONDA	2'00.987	9 13	2.616 0.047	204.3
29	51 Kenta FUJII	JPN	Technomag-CIP-TSR	TSR HONDA	2'01.233	5 17	2.862 0.246	211.1
30	28 Josep RODRIGUEZ	SPA	Moto FGR	FGR HONDA	2'01.256	13 17	2.885 0.023	206.3
31	29 Luca AMATO	GER	Mapfre Aspar Team Moto3	KALEX KTM	2'01.500	17 17	3.129 0.244	209.0
32	99 Danny WEBB	GBR	Mahindra Racing	MAHINDRA	2'02.362	13 13	3.991 0.862	205.1
33	80 Armando PONTONE	ITA	IodaRacing Project	IODA	2'03.819	10 10	5.448 1.457	198.1
34	20 Riccardo MORETTI	ITA	Mahindra Racing	MAHINDRA	2'05.450	10 10	7.079 1.631	197.4

Practice condition Dry
Air: 22°
Humidity: 40%
Ground: 22°

<i>Fastest Lap:</i>	Lap: 17	Danny KENT	1'58.371	146.012 Km/h
<i>Circuit Record Lap:</i>		New category		
<i>Circuit Best Lap:</i>	2012	Danny KENT	1'58.371	146.012 Km/h

The results are provisional until the end of the limit for protest and appeals.

Time limit for protest expires 60' after publication of the results - Mr. Time:

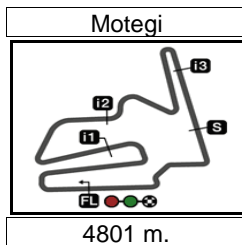
These data/results cannot be reproduced, stored and/or transmitted in whole or in part by any manner of electronic, mechanical, photocopying, recording, broadcasting or otherwise now known or herein after developed without the previous express consent by the copyright owner, except for reproduction in daily press and regular printed publications on sale to the public within 60 days of the event related to those data/results and always provided that copyright symbol appears together as follows below.

© DORNA, 2012

Official MotoGP Timing by **TISSOT**
www.motogp.com



Motegi, Saturday, October 13, 2012



Computerised results and timing service provided by **TISSOT**

Moto3

AIRASIA GRAND PRIX OF JAPAN

Qualifying Practice

Top Speed & Average

11



Rider	Nation	Motorcycle	Top 5 speeds					Average	Top
61 Arthur SISSIS	AUS	KTM	214.1	214.0	212.7	211.5	211.1	212.7	214.1
39 Luis SALOM	SPA	KALEX KTM	213.1	213.1	211.2	210.1	210.0	211.5	213.1
63 Zulfahmi KHAIRUDDIN	MAL	KTM	212.3	211.7	211.6	211.4	210.8	211.6	212.3
31 Niklas AJO	FIN	KTM	212.0	208.6	208.5	208.2	206.9	208.8	212.0
25 Maverick VIÑALES	SPA	FTR HONDA	211.9	209.5	208.0	207.6	207.6	208.7	211.9
52 Danny KENT	GBR	KTM	211.5	211.2	210.4	210.0	209.5	210.5	211.5
27 Niccolò ANTONELLI	ITA	FTR HONDA	211.5	210.8	206.6	206.6	204.5	208.0	211.5
19 Alessandro TONUCCI	ITA	FTR HONDA	211.4	210.4	210.0	209.8	209.7	210.3	211.4
94 Jonas FOLGER	GER	KALEX KTM	211.3	207.9	207.3	206.4	205.5	207.7	211.3
51 Kenta FUJII	JPN	TSR HONDA	211.1	209.6	209.1	208.2	208.1	209.2	211.1
7 Efren VAZQUEZ	SPA	FTR HONDA	211.0	211.0	210.9	210.2	207.2	210.1	211.0
81 Hyuga WATANABE	JPN	HONDA	210.8	207.9	207.9	207.7	205.6	208.0	210.8
41 Brad BINDER	RSA	KALEX KTM	210.4	208.7	208.5	206.8	206.2	208.1	210.4
9 Toni FINSTERBUSCH	GER	HONDA	210.4	207.3	206.7	206.0	205.5	207.2	210.4
96 Louis ROSSI	FRA	FTR HONDA	210.0	208.3	206.5	206.1	205.6	207.3	210.0
5 Romano FENATI	ITA	FTR HONDA	209.6	208.9	208.4	207.3	206.3	208.1	209.6
42 Alex RINS	SPA	SUTER HONDA	209.4	207.6	206.3	204.8	204.8	206.6	209.4
89 Alan TECHER	FRA	TSR HONDA	209.1	208.3	206.2	205.0	204.4	206.6	209.1
29 Luca AMATO	GER	KALEX KTM	209.0	208.9	206.9	206.8	206.7	207.7	209.0
11 Sandro CORTESE	GER	KTM	208.8	207.9	207.5	207.3	207.1	207.6	208.8
23 Alberto MONCAYO	SPA	FTR HONDA	208.7	208.5	207.8	207.3	207.1	207.9	208.7
12 Alex MARQUEZ	SPA	SUTER HONDA	208.4	208.3	207.5	207.0	206.4	207.5	208.4
26 Adrian MARTIN	SPA	FTR HONDA	208.3	205.7	205.5	204.6	204.5	205.7	208.3
32 Isaac VIÑALES	SPA	FTR HONDA	207.8	206.9	206.7	205.8	205.1	206.4	207.8
17 John McPHEE	GBR	KRP HONDA	207.6	207.5	205.8	205.7	205.2	206.4	207.6
84 Jakub KORNFEIL	CZE	FTR HONDA	207.6	206.8	205.2	204.4	204.4	205.7	207.6
82 Yuudai KAMEI	JPN	HONDA	207.2	207.1	205.7	204.8	204.0	205.7	207.2
8 Jack MILLER	AUS	HONDA	206.5	206.3	205.2	204.8	203.4	205.3	206.5
28 Josep RODRIGUEZ	SPA	FGR HONDA	206.3	205.6	205.5	205.5	204.7	205.5	206.3
44 Miguel OLIVEIRA	POR	SUTER HONDA	205.4	204.7	203.1	202.7	202.4	203.7	205.4
99 Danny WEBB	GBR	MAHINDRA	205.1	202.8	201.6	201.1	200.8	202.3	205.1
30 Giulian PEDONE	SWI	SUTER HONDA	204.3	204.2	204.0	203.2	203.2	203.8	204.3
80 Armando PONTONE	ITA	IODA	198.1	197.3	196.5	196.0	195.1	196.6	198.1
20 Riccardo MORETTI	ITA	MAHINDRA	197.4	197.3	196.0	193.0	192.8	195.3	197.4

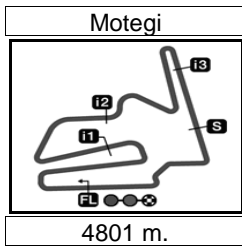
These data/results cannot be reproduced, stored and/or transmitted in whole or in part by any manner of electronic, mechanical, photocopying, recording, broadcasting or otherwise now known or herein after developed without the previous express consent by the copyright owner, except for reproduction in daily press and regular printed publications on sale to the public within 60 days of the event related to those data/results and always provided that copyright symbol appears together as follows below.

© DORNA, 2012

Official MotoGP Timing by **TISSOT**
www.motogp.com



Motegi, Saturday, October 13, 2012



Computerised results and timing service provided by **TISSOT**

Moto3

AIRASIA GRAND PRIX OF JAPAN

Qualifying Practice

Chronological Analysis of Performances

12

P Crossing the finish line in pit lane		T1 Time from finish line to 1st intermediate				T2 Time from 1st intermed. to 2nd intermed.				T3 Time from 2nd intermed. to 3rd intermed.				T4 Time from 3rd intermediate to finish line			
Lap	Lap Time	T1	T2	T3	T4	Speed	Lap	Lap Time	T1	T2	T3	T4	Speed				
1st	52	Danny KENT Red Bull KTM Ajo GBR				Runs=3 Total laps=17 Full laps=12	11	5'13.331 P	33.782	24.141	33.485	3'41.923	205.8				
1	2'43.613	1'10.385	25.141	33.203	34.884	205.2	12	2'12.680	39.586	24.666	33.477	34.951	204.5				
2	2'01.448	30.910	23.474	32.636	34.428	211.5	13	1'58.845	30.309	23.093	31.804	33.639	208.8				
3	2'01.283	30.886	23.629	32.322	34.446	207.9	14	1'58.890	30.277	23.155	31.823	33.635	207.5				
4	2'02.080	31.570	23.782	32.371	34.357	209.4	15	1'58.669	30.319	23.125	31.686	33.539	207.9				
5	2'00.367	30.795	23.496	32.174	33.902	210.4	16	1'59.354	30.220	23.223	32.189	33.722	207.3				
6	5'10.403 P	31.065	24.195	32.599	3'42.544	203.2	4th 63 Zulfahmi KHAIRUD AirAsia-Sic-Ajo MAL										
7	2'16.718	43.586	26.267	32.839	34.026	207.1	Runs=3 Total laps=14 Full laps=9										
8	1'59.468	30.453	23.462	31.821	33.732	207.9	1	3'17.009	1'43.658	25.976	33.103	34.272	209.3				
9	1'59.314	30.390	23.319	31.777	33.828	207.7	2	2'00.686	31.039	23.441	32.241	33.965	209.9				
10	1'59.049	30.364	23.280	31.761	33.644	207.0	3	1'59.817	30.474	23.362	32.092	33.889	209.3				
11	1'59.267	30.411	23.328	31.754	33.774	207.2	4	2'00.027	30.446	23.451	32.227	33.903	210.2				
12	4'03.936 P	32.802	26.118	33.472	2'31.544	203.9	5	7'04.083 P	31.559	23.989	32.296	5'36.239	209.4				
13	2'37.754	53.162	30.658	39.558	34.376	207.8	6	2'26.063	54.735	24.928	32.407	33.993	210.6				
14	1'58.804	30.342	23.107	31.738	33.617	211.2	7	1'59.174	30.316	23.366	31.819	33.673	211.7				
15	1'58.936	30.339	23.286	31.711	33.600	207.5	8	1'59.094	30.346	23.259	31.912	33.577	211.6				
16	2'12.216	31.385	30.286	36.695	33.850	209.5	9	1'59.623	30.299	23.416	31.986	33.922	208.5				
17	1'58.371	30.179	23.062	31.655	33.475	210.0	10	7'30.297 P	31.540	23.886	32.827	6'02.044	210.2				
2nd 25 Maverick VIÑALES Blusens Avintia SPA						Runs=3 Total laps=17 Full laps=12	11	2'13.385	39.033	25.862	33.786	34.704	201.1				
1	2'35.859	57.315	23.884	39.796	34.864	202.3	12	1'59.348	30.349	23.301	32.055	33.643	210.8				
2	2'00.094	30.736	23.316	32.177	33.865	204.9	13	1'58.951	30.221	23.159	31.976	33.595	211.4				
3	1'59.045	30.323	23.216	31.780	33.726	207.1	14	1'59.160	30.238	23.178	31.999	33.745	212.3				
4	1'59.118	30.266	23.176	31.900	33.776	208.0	5th 19 Alessandro TONUĆ Team Italia FMI ITA										
5	2'01.183	30.290	23.388	32.963	34.542	207.1	Runs=3 Total laps=17 Full laps=12										
6	1'59.267	30.334	23.288	31.889	33.756	207.6	1	2'15.991	43.232	24.503	33.637	34.619	205.6				
7	4'45.089 P	30.336	23.243	32.303	3'19.207	211.9	2	2'02.014	31.252	23.941	32.456	34.365	206.1				
8	2'44.093	1'00.870	28.323	33.703	41.197	188.5	3	2'01.803	31.303	23.727	32.512	34.261	208.4				
9	1'59.434	30.561	23.437	31.686	33.750	205.2	4	2'01.349	31.016	23.633	32.474	34.226	208.9				
10	1'58.810	30.404	23.230	31.544	33.632	204.3	5	5'47.845 P	31.358	24.255	33.095	4'19.137	203.0				
11	1'59.220	30.309	23.222	31.818	33.871	203.6	6	2'26.440	43.244	28.160	37.414	37.622	175.6				
12	4'50.623 P	32.199	23.405	32.409	3'22.610	204.7	7	2'00.778	30.958	23.582	32.180	34.058	206.9				
13	2'12.316	40.375	24.479	32.621	34.841	207.6	8	2'10.875	34.354	29.903	32.890	33.728	210.0				
14	1'58.990	30.251	23.260	31.822	33.657	209.5	9	4'39.283 P	30.566	23.633	32.240	3'12.844	207.5				
15	2'01.494	32.072	23.740	31.871	33.811	204.9	10	2'20.481	34.285	28.476	40.544	37.176	156.0				
16	1'59.048	30.341	23.262	31.687	33.758	206.4	11	1'59.972	30.603	23.510	31.854	34.005	205.7				
17	1'58.574	30.199	23.177	31.645	33.553	207.6	12	1'59.529	30.488	23.360	31.846	33.835	207.4				
3rd 11 Sandro CORTESE Red Bull KTM Ajo GER						Runs=4 Total laps=16 Full laps=9	13	2'01.254	30.497	23.462	32.453	34.842	209.8				
1	3'19.236	1'43.013	27.109	33.975	35.139	204.7	14	1'59.109	30.533	23.148	31.739	33.689	209.1				
2	2'01.085	31.169	23.573	32.157	34.186	206.3	15	1'59.072	30.403	23.091	31.894	33.684	210.4				
3	2'00.167	30.735	23.350	31.989	34.093	207.0	16	1'59.656	30.615	23.137	32.105	33.799	211.4				
4	2'00.333	30.750	23.561	32.049	33.973	207.1	17	1'59.501	30.496	23.289	31.979	33.737	209.7				
5	6'14.743 P	30.726	23.552	32.835	4'47.630	207.1	6th 39 Luis SALOM RW Racing GP SPA										
6	2'08.638	36.399	24.353	33.229	34.657	204.6	Runs=3 Total laps=16 Full laps=11										
7	2'33.960 P	34.829	26.635	34.034	58.462	186.1	1	2'34.828	58.812	25.097	35.259	35.660	202.4				
8	2'03.914	33.929	23.699	32.320	33.966	206.9	2	2'01.796	31.572	23.707	32.681	33.836	213.1				
9	1'59.248	30.384	23.219	31.830	33.815	206.5	3	2'01.367	30.773	23.617	32.547	34.430	205.7				
10	1'59.634	30.604	23.285	31.805	33.940	206.2	4	2'00.690	30.701	23.597	32.192	34.200	210.1				
Fastest Lap: Danny KENT Red Bull KTM Ajo GBR 1'58.371 30.179 23.062 31.655 33.475						5	2'01.030	30.679	24.038	32.280	34.033	207.9					
						6	5'30.630 P	31.110	24.139	32.828	4'02.553	205.9					

These data/results cannot be reproduced, stored and/or transmitted in whole or in part by any manner of electronic, mechanical, photocopying, recording, broadcasting or otherwise now known or herein after developed without the previous express consent by the copyright owner, except for reproduction in daily press and regular printed publications on sale to the public within 60 days of the event related to those data/results and always provided that copyright symbol appears together as follows below.
© DORNA, 2012



Qualifying Practice

Moto3

Lap	Lap Time	T1	T2	T3	T4	Speed	Lap	Lap Time	T1	T2	T3	T4	Speed					
7	2'39.603	1'04.908	27.222	33.128	34.345	208.5	1	10'08.715 P	1'17.364	24.270	32.962	7'54.119	206.3					
8	2'00.515	30.674	23.476	32.396	33.969	208.2	2	2'05.070	34.052	23.935	32.602	34.481	204.3					
9	1'59.958	30.515	23.356	32.120	33.967	206.6	3	2'02.586	31.684	23.771	32.489	34.642	204.3					
10	5'55.046 P	30.593	23.524	32.293	4'28.636	205.7	4	2'01.998	31.325	23.709	32.253	34.711	206.0					
11	2'07.432	35.816	24.457	32.820	34.339	207.3	5	5'28.118 P	35.382	25.529	34.091	3'53.116	192.2					
12	2'02.414	30.479	23.337	32.067	36.531	205.4	6	2'05.718	35.253	23.859	32.478	34.128	208.4					
13	1'59.483	30.530	23.329	31.993	33.631	211.2	7	2'00.994	31.039	23.482	32.150	34.323	206.1					
14	1'59.325	30.362	23.269	31.999	33.695	207.2	8	2'01.304	30.903	23.795	32.547	34.059	205.8					
15	2'10.894	30.955	29.977	36.243	33.719	210.0	9	2'00.874	30.958	23.548	32.100	34.268	205.0					
16	1'59.097	30.346	23.114	31.850	33.787	213.1	10	3'45.530 P	34.346	25.303	33.471	2'12.410	194.7					
7th 94 Jonas FOLGER Mapfre Aspar Team M GER Runs=3 Total laps=10 Full laps=5							11 2'04.377							33.914	23.805	32.306	34.352	204.7
1 2'25.864							12 2'00.118							30.950	23.293	31.890	33.985	207.3
2 2'00.184							13 1'59.796							30.768	23.210	32.003	33.815	209.6
3 2'00.090							14 1'59.359							30.462	23.255	31.872	33.770	208.9
4 10'47.004 P							11th 44 Miguel OLIVEIRA Estrella Galicia 0,0 POR Runs=3 Total laps=16 Full laps=11											
5 2'48.788							1 2'23.935							51.798	24.165	33.015	34.957	202.7
6 1'59.481							2 2'01.374							30.910	23.733	32.414	34.317	201.5
7 1'59.125							3 2'00.966							30.974	23.690	32.296	34.006	205.4
8 2'01.041							4 2'00.181							30.626	23.453	31.827	34.275	204.7
9 7'02.722 P							5 2'01.132							30.701	23.797	32.158	34.476	199.9
10 2'02.353							6 6'34.987 P							31.337	24.188	32.567	5'06.895	197.0
8th 96 Louis ROSSI Racing Team German FRA Runs=3 Total laps=15 Full laps=10							7 2'16.375							37.825	30.725	33.450	34.375	200.1
1 2'42.840							8 2'00.712							30.821	23.665	32.020	34.206	200.9
2 2'02.416							9 2'00.501							30.606	23.584	32.026	34.285	200.9
3 2'01.149							10 2'00.223							30.646	23.520	31.935	34.122	201.7
4 2'01.181							11 2'00.074							30.495	23.347	32.038	34.194	202.2
5 2'01.009							12 4'49.204 P							31.403	24.327	32.730	3'20.744	203.1
6 6'32.043 P							13 2'19.933							41.258	27.075	35.047	36.553	170.4
7 2'44.120							14 1'59.844							30.605	23.478	31.828	33.933	202.4
8 1'59.884							15 1'59.494							30.416	23.398	31.826	33.854	201.7
9 1'59.682							16 1'59.843							30.592	23.371	31.955	33.925	202.0
10 1'59.905							12th 27 Niccolò ANTONELLI San Carlo Gresini Mot ITA Runs=3 Total laps=14 Full laps=9											
11 7'20.056 P							1 2'16.633							43.800	24.646	33.575	34.612	202.9
12 2'22.024							2 2'01.536							30.992	23.894	32.484	34.166	203.4
13 1'59.213							3 2'01.352							30.755	23.748	32.303	34.546	201.9
14 1'59.257							4 2'01.795							30.923	23.753	32.321	34.798	202.2
15 1'59.378							5 2'06.579							32.103	24.435	35.419	34.622	200.2
9th 7 Efren VAZQUEZ JHK t-shirt Laglisse SPA Runs=3 Total laps=16 Full laps=11							6 10'38.154 P							31.425	24.049	32.619	9'10.061	188.4
1 2'35.272							7 2'11.334							36.066	25.014	35.722	34.532	202.5
2 2'01.829							8 2'00.671							30.851	23.505	32.130	34.185	203.5
3 2'00.758							9 2'03.081							30.840	25.635	32.297	34.309	204.5
4 2'00.791							10 5'20.711 P							30.880	23.997	32.714	3'53.120	200.6
5 5'29.700 P							11 2'14.380							38.116	27.014	35.172	34.078	210.8
6 2'32.950							12 1'59.986							30.669	23.354	32.138	33.825	206.6
7 2'09.132							13 2'00.230							30.550	23.582	32.098	34.000	211.5
8 2'00.341							14 1'59.652							30.432	23.399	31.916	33.905	206.6
9 2'00.105							13th 42 Alex RINS Estrella Galicia 0,0 SPA Runs=3 Total laps=16 Full laps=11											
10 2'00.229							1 2'40.036							56.391	24.509	33.223	45.913	204.8
11 5'54.116 P							2 2'01.964							31.438	23.583	32.455	34.488	206.3
12 2'17.983							3 2'00.999							30.717	23.546	32.391	34.345	204.8
13 2'00.246							4 2'01.150							30.844	23.660	32.254	34.392	204.4
14 2'02.411							5 2'00.974							30.781	23.569	32.225	34.399	204.4
15 1'59.326							6 6'22.619 P							30.808	23.783	32.665	4'55.363	203.5
16 1'59.287							7 2'07.761							36.537	24.503	32.440	34.281	202.8
10th 5 Romano FENATI Team Italia FMI ITA Runs=4 Total laps=14 Full laps=8							8 2'00.469							30.655	23.471	32.155	34.188	203.3
1 2'35.272							9 2'00.324							30.653	23.461	32.044	34.166	202.3
2 2'01.829							10 2'00.412							30.635	23.502	32.116	34.159	202.4

Fastest Lap: Danny KENT Red Bull KTM Ajo GBR **1'58.371** 30.179 23.062 31.655 33.475

These data/results cannot be reproduced, stored and/or transmitted in whole or in part by any manner of electronic, mechanical, photocopying, recording, broadcasting or otherwise now known or herein after developed without the previous express consent by the copyright owner, except for reproduction in daily press and regular printed publications on sale to the public within 60 days of the event related to those data/results and always provided that copyright symbol appears together as follows below.
© DORNA, 2012



Qualifying Practice

Moto3

Lap	Lap Time	T1	T2	T3	T4	Speed	Lap	Lap Time	T1	T2	T3	T4	Speed		
11	4'57.496 P	31.345	24.354	33.218	3'28.579	202.0	16	2'00.229	30.603	23.531	31.835	34.260	203.0		
12	2'41.163	52.796	31.152	39.478	37.737	172.1	17	2'00.576	30.684	23.609	31.951	34.332	199.9		
13	2'00.018	30.689	23.299	32.216	33.814	207.6	17th 12 Alex MARQUEZ Ambrogio Next Racing SPA						Runs=3	Total laps=15	Full laps=10
14	1'59.653	30.418	23.416	32.008	33.811	209.4	1	2'24.301	43.576	26.400	36.153	38.172	164.2		
15	2'00.654	30.511	23.507	32.460	34.176	203.0	2	2'03.329	31.214	23.534	32.791	35.790	208.3		
16	2'00.086	30.480	23.438	31.995	34.173	202.8	3	2'01.707	31.131	23.654	32.768	34.154	206.4		
14th 61 Arthur SISSIS Red Bull KTM Ajo AUS						4	2'01.269	31.016	23.537	32.479	34.237	206.0			
		Runs=3	Total laps=16	Full laps=11	5	2'01.101	31.041	23.537	32.466	34.057	205.3				
1	2'33.959	57.581	25.055	36.071	35.252	204.7	6	8'29.784 P	31.018	23.878	32.957	7'01.931	202.8		
2	2'02.623	31.604	23.981	32.880	34.158	211.5	7	2'15.197	35.065	24.549	35.168	40.415	153.2		
3	2'04.137	31.190	23.607	33.320	36.020	214.1	8	2'01.425	31.065	23.618	32.490	34.252	202.3		
4	2'01.478	30.962	23.542	32.566	34.408	214.0	9	2'01.270	30.906	23.482	32.620	34.262	202.9		
5	5'33.884 P	31.051	23.671	32.427	4'06.735	210.6	10	2'01.322	30.955	23.576	32.662	34.129	207.0		
6	2'23.290	37.265	25.665	41.829	38.531	176.6	11	5'15.090 P	31.050	23.667	33.013	3'47.360	205.9		
7	2'00.845	31.094	23.515	32.172	34.064	209.9	12	2'18.165	41.593	27.965	33.661	34.946	199.4		
8	2'00.616	30.889	23.376	32.217	34.134	209.9	13	2'00.694	30.937	23.464	32.349	33.944	207.5		
9	2'00.710	30.739	23.520	32.336	34.115	209.1	14	2'01.154	30.721	23.572	32.740	34.121	206.3		
10	2'04.575	32.566	24.856	33.049	34.104	210.4	15	1'59.949	30.561	23.335	32.130	33.923	208.4		
11	5'50.977 P	30.831	23.703	32.679	4'23.764	179.2	18th 41 Brad BINDER RW Racing GP RSA						Runs=2	Total laps=17	Full laps=14
12	2'17.928	35.285	27.074	38.575	36.994	170.3	1	2'26.150	50.770	24.261	36.287	34.832	203.7		
13	1'59.686	30.623	23.264	32.102	33.697	211.1	2	2'01.333	30.774	23.636	32.806	34.117	208.7		
14	2'00.183	30.865	23.268	32.171	33.879	212.7	3	2'01.162	31.015	23.609	32.518	34.020	206.8		
15	2'09.243	30.773	24.885	33.863	39.722	141.7	4	2'01.080	30.724	23.621	32.507	34.228	210.4		
16	1'59.921	30.602	23.328	32.091	33.900	211.1	5	2'01.096	31.054	23.622	32.409	34.011	206.2		
15th 23 Alberto MONCAYO Andalucia JHK t-shirt SPA						6	2'00.909	30.753	23.844	32.243	34.069	208.5			
		Runs=3	Total laps=17	Full laps=12	7	2'01.050	30.783	23.561	32.382	34.324	203.9				
1	2'21.935	43.509	26.118	36.221	36.087	192.6	8	8'31.775 P	31.403	23.783	32.658	7'03.931	204.8		
2	2'02.875	31.312	23.914	32.659	34.990	200.4	9	2'08.130	36.203	24.011	32.811	35.105	204.6		
3	2'06.803	35.185	24.260	33.008	34.350	207.8	10	2'00.205	30.624	23.426	31.979	34.176	204.1		
4	2'01.520	31.069	23.609	32.583	34.259	207.3	11	2'00.003	30.584	23.360	32.045	34.014	205.1		
5	2'01.572	30.965	23.598	32.735	34.274	205.8	12	1'59.974	30.468	23.283	32.095	34.128	205.6		
6	5'38.431 P	31.441	24.660	33.780	4'08.550	205.5	13	2'01.319	30.689	23.646	32.574	34.410	201.2		
7	2'27.881	38.687	36.962	36.970	35.262	196.5	14	2'04.295	33.543	24.016	32.553	34.183	202.7		
8	2'01.052	30.861	23.679	32.317	34.195	205.6	15	2'00.502	30.736	23.557	32.170	34.039	204.9		
9	2'00.715	30.705	23.600	32.191	34.219	202.9	16	2'00.247	30.603	23.368	32.193	34.083	205.1		
10	2'03.728	30.593	24.155	33.274	35.706	181.7	17	2'00.345	30.600	23.553	32.144	34.048	204.8		
11	4'37.814 P	31.090	23.954	33.065	3'09.705	203.1	19th 84 Jakub KORNFEL Redox-Ongetta-Centro CZE						Runs=3	Total laps=14	Full laps=9
12	2'15.241	39.295	24.747	34.988	36.211	188.2	1	2'33.666	50.695	28.239	35.242	39.490	186.5		
13	2'08.639	34.694	24.974	33.231	35.740	208.7	2	2'03.221	31.830	24.138	32.994	34.259	207.6		
14	2'00.907	30.825	23.583	32.441	34.058	208.5	3	2'01.881	30.966	23.740	32.630	34.545	206.8		
15	2'00.483	30.530	23.460	32.406	34.087	207.1	4	2'00.976	30.810	23.604	32.241	34.321	205.2		
16	1'59.904	30.464	23.337	32.073	34.030	207.1	5	2'01.432	30.872	23.714	32.246	34.600	200.5		
17	2'00.072	30.539	23.466	32.058	34.009	206.1	6	11'05.423 P	31.063	24.020	32.697	9'37.643	192.6		
16th 26 Adrian MARTIN JHK t-shirt Laglisse SPA						7	2'05.812	34.487	24.158	32.686	34.481	200.1			
		Runs=3	Total laps=17	Full laps=12	8	2'00.986	31.006	23.647	32.153	34.180	204.4				
1	2'24.579	52.417	24.422	32.970	34.770	205.7	9	2'01.882	30.936	23.693	32.979	34.274	203.0		
2	2'02.291	31.327	23.907	32.519	34.538	208.3	10	2'00.884	30.800	23.612	32.269	34.203	203.9		
3	2'00.866	30.762	23.550	32.268	34.286	205.5	11	4'11.625 P	31.139	23.752	32.542	2'44.192	199.4		
4	2'01.309	30.732	23.619	32.249	34.709	200.1	12	2'12.035	36.381	26.726	34.378	34.550	201.5		
5	2'01.257	30.958	23.722	32.155	34.422	199.8	13	2'00.565	30.756	23.550	32.046	34.213	204.4		
6	2'01.399	30.992	23.725	32.180	34.502	204.2	14	1'59.998	30.489	23.485	31.910	34.114	202.5		
7	4'51.994 P	31.997	24.663	32.880	3'22.454	202.7	20th 89 Alan TECHER Technomag-CIP-TSR FRA						Runs=3	Total laps=17	Full laps=12
8	2'38.956	51.503	30.296	33.065	44.092	152.8	1	2'22.984	44.725	26.153	35.592	36.514	188.3		
9	2'01.579	31.066	24.118	32.114	34.281	202.5	2	2'02.728	31.589	23.920	32.926	34.293	209.1		
10	2'00.707	30.796	23.656	31.969	34.286	203.7	3	2'18.980	31.033	23.769	32.366	51.812	208.3		
11	2'00.386	30.759	23.554	31.914	34.159	202.9									
12	5'33.470 P	31.130	24.708	32.829	4'04.803	200.9									
13	2'08.576	35.223	24.358	33.224	35.771	195.8									
14	2'00.398	30.976	23.518	31.889	34.015	204.6									
15	1'59.945	30.686	23.501	31.729	34.029	204.5									

Fastest Lap: Danny KENT Red Bull KTM Ajo GBR 1'58.371 30.179 23.062 31.655 33.475

These data/results cannot be reproduced, stored and/or transmitted in whole or in part by any manner of electronic, mechanical, photocopying, recording, broadcasting or otherwise now known or herein after developed without the previous express consent by the copyright owner, except for reproduction in daily press and regular printed publications on sale to the public within 60 days of the event related to those data/results and always provided that copyright symbol appears together as follows below.
© DORNA, 2012



Qualifying Practice

Moto3

Lap	Lap Time	T1	T2	T3	T4	Speed	Lap	Lap Time	T1	T2	T3	T4	Speed
4	6'40.230 P	31.803	24.171	32.799	5'11.457	206.2	8	2'00.499	30.846	23.674	32.411	33.568	212.0
5	2'05.155	34.088	24.127	32.545	34.395	203.0	9	2'01.606	30.895	24.161	32.531	34.019	208.5
6	2'01.806	31.141	23.794	32.241	34.630	203.0	10	2'00.386	30.741	23.622	32.160	33.863	208.6
7	2'00.929	30.777	23.766	32.091	34.295	202.1							
8	2'01.305	30.905	23.683	32.256	34.461	202.2							
9	3'35.301 P	31.021	23.684	32.410	2'08.186	200.9							
10	2'04.989	34.603	23.607	32.348	34.431	201.7							
11	2'00.462	30.669	23.560	32.059	34.174	203.0							
12	2'00.021	30.583	23.437	31.930	34.071	205.0							
13	2'00.415	30.799	23.480	32.073	34.063	204.4							
14	2'03.501	30.721	23.649	34.970	34.161	201.7							
15	2'00.817	30.993	23.529	32.140	34.155	203.4							
16	2'00.910	30.829	23.620	32.238	34.223	203.2							
17	2'00.566	30.709	23.455	32.158	34.244	202.0							

21st 81 Hyuga WATANABE Project U 7C Harc JPN
Runs=3 Total laps=16 Full laps=11

1	2'23.882	43.683	25.647	36.654	37.898	173.4
2	2'02.198	31.088	23.750	32.834	34.526	210.8
3	2'01.340	31.025	23.635	32.479	34.201	207.7
4	2'01.446	30.806	23.741	32.484	34.415	203.2
5	2'01.533	31.247	23.774	32.293	34.219	204.1
6	2'01.552	31.010	23.867	32.539	34.136	207.9
7	4'03.765 P	31.508	24.333	32.941	2'34.983	207.9
8	2'12.596	35.924	27.442	34.855	34.375	205.4
9	2'02.636	31.039	24.106	33.041	34.450	204.9
10	2'00.827	30.811	23.680	32.319	34.017	204.8
11	2'01.168	30.770	23.787	32.319	34.292	203.1
12	7'00.852 P	31.558	24.977	33.608	5'30.709	196.4
13	2'28.950	37.803	28.376	37.844	44.927	125.9
14	2'07.048	35.245	24.994	32.693	34.116	203.9
15	2'00.418	30.631	23.524	32.229	34.034	204.5
16	2'00.044	30.416	23.524	32.239	33.865	205.6

22nd 8 Jack MILLER Caretta Technology AUS
Runs=3 Total laps=17 Full laps=12

1	2'22.725	42.338	25.592	37.199	37.596	170.6
2	2'01.818	31.141	23.750	32.354	34.573	201.0
3	2'02.334	31.907	23.883	32.227	34.317	206.5
4	2'01.048	30.827	23.557	32.283	34.381	202.8
5	2'07.624	36.044	24.178	32.946	34.456	205.2
6	5'25.795 P	30.950	23.752	33.944	3'57.149	200.2
7	2'15.157	41.549	26.577	32.762	34.269	203.4
8	2'00.706	30.668	23.677	32.226	34.135	202.0
9	2'01.227	30.813	23.690	32.411	34.313	200.8
10	4'57.409 P	35.179	30.470	36.264	3'15.496	191.5
11	2'08.343	33.308	25.256	34.958	34.821	199.2
12	2'16.136	40.165	24.718	34.874	36.379	184.2
13	2'06.668	33.759	24.612	33.009	35.288	197.3
14	2'00.177	30.671	23.458	32.080	33.968	206.3
15	2'00.316	30.498	23.480	32.106	34.232	202.9
16	2'02.421	30.626	23.899	33.768	34.128	204.8
17	2'00.512	30.578	23.434	32.307	34.193	202.9

23rd 31 Niklas AJO TT Motion Events Rac FIN
Runs=3 Total laps=10 Full laps=5

1	2'51.476	1'15.272	24.461	32.990	38.753	188.9
2	17'31.335 P					
3	2'09.130	36.998	24.186	33.160	34.786	204.1
4	6'13.481 P	31.119	23.934	33.359	4'45.069	182.2
5	2'06.936	35.535	24.281	32.588	34.532	202.9
6	2'00.818	30.833	23.663	32.154	34.168	208.2
7	2'00.770	30.748	23.600	32.193	34.229	206.9

24th 9 Toni FINSTERBUSC Racing Team German GER
Runs=3 Total laps=15 Full laps=10

1	2'23.360	43.054	24.882	34.976	40.448	130.5
2	2'03.523	31.392	23.970	33.439	34.722	206.7
3	2'03.523	31.355	24.003	33.267	34.898	198.2
4	2'01.922	31.174	23.770	32.479	34.499	201.9
5	2'03.358	31.143	24.129	33.695	34.391	205.5
6	5'28.699 P	30.893	23.780	34.070	3'59.956	202.3
7	2'13.147	37.251	28.423	32.928	34.545	202.1
8	2'01.246	30.889	23.757	32.324	34.276	202.2
9	2'01.233	30.776	23.855	32.262	34.340	201.8
10	8'17.860 P	33.196	29.724	35.816	6'39.124	159.2
11	2'16.771	35.070	26.831	38.536	36.334	177.4
12	2'01.379	30.743	23.780	32.764	34.092	210.4
13	2'00.541	30.783	23.662	32.178	33.918	207.3
14	2'00.685	30.771	23.648	32.240	34.026	203.7
15	2'00.460	30.676	23.473	32.178	34.133	206.0

25th 32 Isaac VIÑALES Ongetta-Centro Seta SPA
Runs=3 Total laps=16 Full laps=11

1	2'36.628	57.674	24.337	39.265	35.352	200.7
2	2'02.007	31.434	23.871	32.368	34.334	205.1
3	2'01.211	30.846	23.777	32.175	34.413	207.8
4	6'48.086 P	30.927	23.699	32.861	5'20.599	203.5
5	2'05.648	34.527	23.921	32.523	34.677	201.9
6	2'01.869	31.029	23.746	32.474	34.620	200.4
7	2'28.577	43.889	29.661	33.555	41.472	185.8
8	2'01.281	30.844	23.660	32.204	34.573	201.4
9	2'01.457	30.918	23.712	32.238	34.589	201.3
10	4'38.886 P	31.129	23.798	32.588	3'11.371	181.1
11	2'07.544	35.709	24.556	32.845	34.434	203.5
12	2'00.526	30.724	23.561	32.040	34.201	204.0
13	2'00.687	30.837	23.632	32.095	34.123	205.8
14	2'01.326	30.956	23.670	32.556	34.144	206.7
15	2'00.991	30.884	23.547	32.097	34.463	206.9
16	2'00.744	30.791	23.601	32.123	34.229	204.8

26th 17 John McPHEE Caretta Technology GBR
Runs=4 Total laps=15 Full laps=8

1	2'27.522	49.587	25.899	34.353	37.683	181.7
2	2'02.009	31.058	23.779	32.637	34.535	204.1
3	2'09.701	34.961	27.492	32.898	34.350	207.6
4	2'00.755	30.662	23.567	32.337	34.189	205.8
5	2'01.482	30.909	23.705	32.492	34.376	204.5
6	2'02.269	31.024	23.889	32.746	34.610	205.2
7	5'48.518 P	31.779	24.837	33.492	4'18.410	199.9
8	2'19.191	38.306	30.062	36.323	34.500	207.5
9	2'29.767	34.765	36.115	44.257	34.630	202.4
10	5'47.664 P	31.154	25.570	33.571	4'17.369	199.4
11	2'33.646	36.351	29.571	42.434	45.290	99.3
12	2'05.072	31.976	24.480	33.382	35.234	203.9
13	2'25.945 P	30.848	23.747	32.786	58.564	139.7
14	2'16.180	37.427	23.747	37.969	37.037	164.9
15	2'00.979	30.700	23.611	32.661	34.007	205.7

27th 82 Yuudai KAMEI 18 Garage Racing Te JPN
Runs=3 Total laps=16 Full laps=11

1	3'42.737	2'09.966	24.892	32.990	34.889	199.3
2	2'02.308	31.264	23.976	32.481	34.587	198.8

Fastest Lap: Danny KENT Red Bull KTM Ajo GBR 1'58.371 30.179 23.062 31.655 33.475

These data/results cannot be reproduced, stored and/or transmitted in whole or in part by any manner of electronic, mechanical, photocopying, recording, broadcasting or otherwise now known or herein after developed without the previous express consent by the copyright owner, except for reproduction in daily press and regular printed publications on sale to the public within 60 days of the event related to those data/results and always provided that copyright symbol appears together as follows below.
© DORNA, 2012



Qualifying Practice

Moto3

Lap	Lap Time	T1	T2	T3	T4	Speed	Lap	Lap Time	T1	T2	T3	T4	Speed
3	2'03.161	31.801	23.967	32.873	34.520	199.7	11	2'22.258	31.683	26.158	43.594	40.823	144.0
4	2'37.664	31.162	30.414	1'00.191	35.897	194.5	12	2'02.292	31.457	23.876	32.770	34.189	206.3
5	3'50.617 P	32.825	25.093	32.522	2'20.177	198.6	13	2'01.256	30.864	23.655	32.497	34.240	205.6
6	2'19.428	36.307	26.639	39.924	36.558	179.0	14	2'02.188	31.149	23.765	32.715	34.559	202.3
7	2'05.458	31.307	23.875	33.170	37.106	169.9	15	2'03.733	33.091	23.819	32.528	34.295	205.5
8	2'01.383	30.931	23.755	32.322	34.375	204.0	16	2'09.971	31.408	27.249	34.282	37.032	165.9
9	5'28.321 P	31.121	23.996	32.820	4'00.384	197.2	17	2'02.759	31.489	23.971	32.897	34.402	202.9
10	2'12.563	37.593	25.547	33.896	35.527	198.5							
11	2'29.933	53.491	26.556	33.854	36.032	186.1							
12	2'01.787	30.840	23.582	32.442	34.923	207.1							
13	2'00.940	30.955	23.394	32.101	34.490	207.2							
14	2'01.474	31.306	23.624	32.256	34.288	204.8							
15	2'02.896	30.956	23.696	32.357	35.887	184.9							
16	2'01.171	30.910	23.652	32.306	34.303	205.7							

28th 30 Giulian PEDONE Ambrogio Next Racing SWI
Runs=2 Total laps=13 Full laps=10

1	2'24.364	42.984	25.531	40.008	35.841	196.1
2	2'03.947	31.776	24.194	33.236	34.741	204.2
3	2'03.523	31.415	23.980	32.973	35.155	201.7
4	2'03.189	31.462	24.080	32.873	34.774	203.2
5	15'39.949 P	33.273	26.445	35.295	14'04.936	184.6
6	2'32.719	44.874	26.338	38.805	42.702	150.4
7	2'25.104	31.558	24.589	49.843	39.114	157.3
8	2'01.890	31.113	23.811	32.343	34.623	200.9
9	2'00.987	31.238	23.513	32.113	34.123	204.3
10	2'03.478	30.664	23.649	34.793	34.372	203.2
11	2'01.356	30.915	23.757	32.396	34.288	204.0
12	2'01.248	30.910	23.695	32.268	34.375	201.3
13	2'01.773	30.965	23.781	32.537	34.490	199.7

29th 51 Kenta FUJII Technomag-CIP-TSR JPN
Runs=3 Total laps=17 Full laps=12

1	2'22.869	42.186	24.843	33.870	41.970	114.7
2	2'03.015	31.517	23.881	32.991	34.626	203.8
3	2'02.373	31.368	23.680	32.680	34.645	211.1
4	2'01.657	30.933	23.677	32.477	34.570	207.5
5	2'01.233	31.088	23.596	32.459	34.090	209.6
6	2'01.367	30.938	23.560	32.525	34.344	208.1
7	2'02.306	31.336	23.812	32.674	34.484	209.1
8	2'01.677	31.173	23.685	32.490	34.329	205.9
9	5'03.313 P	31.406	23.805	32.668	3'35.434	204.0
10	2'09.622	37.146	24.326	33.249	34.901	202.2
11	2'02.645	31.333	23.802	32.935	34.575	203.9
12	4'11.013 P	31.263	24.009	32.966	2'42.775	200.6
13	2'52.677	40.868	49.069	43.452	39.288	161.9
14	2'01.556	31.119	23.635	32.667	34.135	208.2
15	2'01.615	31.092	23.739	32.628	34.156	207.3
16	2'01.300	30.949	23.629	32.473	34.249	207.2
17	2'01.385	30.988	23.645	32.513	34.239	206.3

30th 28 Josep RODRIGUEZ Moto FGR SPA
Runs=2 Total laps=17 Full laps=14

1	2'15.980	41.971	24.456	33.967	35.586	197.3
2	2'03.394	31.368	24.059	33.167	34.800	204.7
3	2'03.355	31.656	24.076	32.835	34.788	204.0
4	2'03.323	31.456	24.240	32.933	34.694	202.7
5	2'02.781	31.493	23.887	32.784	34.617	205.5
6	2'02.826	31.411	23.843	32.825	34.747	204.7
7	2'03.334	31.584	24.034	32.898	34.818	203.7
8	2'02.672	31.266	23.996	32.889	34.521	204.5
9	7'58.685 P	34.155	25.167	33.814	6'25.549	197.8
10	2'12.283	39.946	24.405	32.934	34.998	200.4

31st 29 Luca AMATO Mapfre Aspar Team M GER
Runs=3 Total laps=17 Full laps=12

1	2'48.235	1'15.365	24.570	33.381	34.919	209.0
2	2'03.214	31.567	23.873	33.069	34.705	205.2
3	2'09.985	31.434	25.897	36.503	36.151	189.9
4	2'12.990	35.336	25.480	35.443	36.731	181.6
5	4'55.816 P	32.682	24.784	34.562	3'23.788	156.7
6	2'10.450	36.913	25.088	33.364	35.085	204.3
7	2'02.973	31.586	23.880	32.752	34.755	204.5
8	2'02.833	31.348	23.977	32.771	34.737	204.2
9	2'05.690	33.034	24.903	32.984	34.769	206.9
10	4'29.284 P	31.348	23.915	32.944	3'01.077	204.5
11	2'08.401	35.323	24.585	33.383	35.110	202.7
12	2'02.425	31.275	23.795	32.565	34.790	203.4
13	2'01.801	31.112	23.691	32.499	34.499	205.2
14	2'02.849	31.238	24.230	32.695	34.686	201.3
15	2'03.888	33.320	23.790	32.608	34.170	208.9
16	2'01.749	31.160	23.610	32.656	34.323	206.8
17	2'01.500	31.020	23.629	32.582	34.269	206.7

32nd 99 Danny WEBB Mahindra Racing GBR
Runs=3 Total laps=13 Full laps=8

1	2'24.702	51.537	24.673	33.425	35.067	200.8
2	2'03.929	31.501	24.211	33.320	34.897	205.1
3	2'03.511	31.407	24.046	33.023	35.035	201.1
4	2'06.439	31.352	24.135	32.984	37.968	202.8
5	2'03.233	31.253	24.061	33.047	34.872	201.6
6	8'54.510 P	31.352	24.300	32.994	7'25.864	200.2
7	2'26.721	52.818	24.978	33.802	35.123	198.0
8	2'03.182	31.401	24.251	32.604	34.926	197.3
9	2'03.294	31.519	24.125	32.787	34.863	198.7
10	2'03.637	31.416	24.217	32.902	35.102	197.5
11	7'47.578 P	32.127	24.743	33.230	6'17.478	193.9
12	2'19.727	44.800	26.830	33.141	34.956	195.3
13	2'02.362	31.002	23.997	32.643	34.720	198.4

33rd 80 Armando PONTONE IodaRacing Project ITA
Runs=2 Total laps=10 Full laps=7

1	2'31.100	54.722	25.500	34.342	36.536	196.0
2	20'15.223 P					
3	2'26.463	40.518	30.200	39.178	36.567	194.6
4	2'05.441	32.079	24.340	33.098	35.924	195.1
5	2'05.363	31.949	24.468	33.230	35.716	193.9
6	2'19.063	31.838	33.059	33.945	40.221	147.9
7	2'05.897	32.029	24.598	33.718	35.552	198.1
8	2'03.857	31.340	24.274	32.763	35.480	197.3
9	2'27.963	31.938	40.905	38.152	36.968	185.6
10	2'03.819	31.652	24.193	32.779	35.195	196.5

34th 20 Riccardo MORETTI Mahindra Racing ITA
Runs=3 Total laps=10 Full laps=5

1	2'32.027	55.011	25.548	34.212	37.256	197.4
2	2'10.219	36.041	24.761	33.618	35.799	196.0
3	2'05.909	31.826	24.768	33.606	35.709	197.3
4	14'42.482 P	31.729	25.129	34.011	13'11.613	191.6

Fastest Lap: Danny KENT Red Bull KTM Ajo GBR 1'58.371 30.179 23.062 31.655 33.475

These data/results cannot be reproduced, stored and/or transmitted in whole or in part by any manner of electronic, mechanical, photocopying, recording, broadcasting or otherwise now known or herein after developed without the previous express consent by the copyright owner, except for reproduction in daily press and regular printed publications on sale to the public within 60 days of the event related to those data/results and always provided that copyright symbol appears together as follows below.
© DORNA, 2012



Qualifying Practice

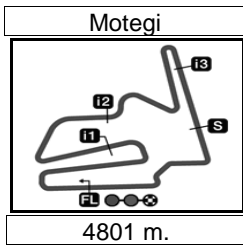
Moto3

Lap	Lap Time	T1	T2	T3	T4	Speed	Lap	Lap Time	T1	T2	T3	T4	Speed
5	2'10.535	35.935	24.803	33.485	36.312	193.0							
6	2'10.813	32.701	25.002	35.589	37.521	180.1							
7	2'07.082	32.139	24.989	33.553	36.401	188.6							
8	8'01.044 P	35.821	25.961	34.329	6'24.933	187.0							
9	2'22.041	45.392	27.088	33.564	35.997	189.6							
10	2'05.450	31.786	24.645	33.378	35.641	192.8							

Fastest Lap: Danny KENT	Red Bull KTM Ajo	GBR	1'58.371	30.179	23.062	31.655	33.475
--------------------------------	------------------	-----	-----------------	--------	--------	--------	--------

These data/results cannot be reproduced, stored and/or transmitted in whole or in part by any manner of electronic, mechanical, photocopying, recording, broadcasting or otherwise now known or herein after developed without the previous express consent by the copyright owner, except for reproduction in daily press and regular printed publications on sale to the public within 60 days of the event related to those data/results and always provided that copyright symbol appears together as follows below.
 © DORNA, 2012





Computerised results and timing service provided by **TISSOT**

Moto3

AIRASIA GRAND PRIX OF JAPAN
Provisional Starting Grid

Race : 20 laps = 96.02 km



1	1 1'58.371 52 Danny KENT KTM	2	2 1'58.574 25 Maverick VIÑALES FTR Honda	3	3 1'58.669 11 Sandro CORTESE KTM
2	4 1'58.951 63 Zulfahmi KHAIRUDDIN KTM	3	5 1'59.072 19 Alessandro TONUCCI FTR Honda	4	6 1'59.097 39 Luis SALOM Kalex KTM
3	7 1'59.125 94 Jonas FOLGER Kalex KTM	4	8 1'59.213 96 Louis ROSSI FTR Honda	5	9 1'59.287 7 Efen VAZQUEZ FTR Honda
4	10 1'59.359 5 Romano FENATI FTR Honda	5	11 1'59.494 44 Miguel OLIVEIRA Suter Honda	6	12 1'59.652 27 Niccolò ANTONELLI FTR Honda
5	13 1'59.653 42 Alex RINS Suter Honda	6	14 1'59.686 61 Arthur SISSIS KTM	7	15 1'59.904 23 Alberto MONCAYO FTR Honda
6	16 1'59.945 26 Adrian MARTIN FTR Honda	7	17 1'59.949 12 Alex MARQUEZ Suter Honda	8	18 1'59.974 41 Brad BINDER Kalex KTM
7	19 1'59.998 84 Jakub KORNFEIL FTR Honda	8	20 2'00.021 89 Alan TECHER TSR Honda	9	21 2'00.044 81 Hyuga WATANABE Honda

The results are provisional until the end of the limit for protest and appeals and until the ratification of the Event Management Committee.

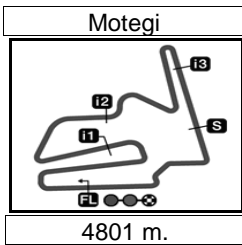
Time limit for protest expires 60' at the latest after publication of the results - Mr. Time:

These data/results cannot be reproduced, stored and/or transmitted in whole or in part by any manner of electronic, mechanical, photocopying, recording, broadcasting or otherwise now known or herein after developed without the previous express consent by the copyright owner, except for reproduction in daily press and regular printed publications on sale to the public within 60 days of the event related to those data/results and always provided that copyright symbol appears together as follows below.

© DORNA, 2012

Official MotoGP Timing by **TISSOT**
 www.motogp.com





Computerised results and timing service provided by **TISSOT**

Moto3

AIRASIA GRAND PRIX OF JAPAN
Provisional Starting Grid

Race : 20 laps = 96.02 km

8	22 2'00.177 8 Jack MILLER Honda	23 2'00.386 31 Niklas AJO KTM	24 2'00.460 9 Toni FINSTERBUSCH Honda
9	25 2'00.526 32 Isaac VIÑALES FTR Honda	26 2'00.755 17 John McPHEE KRP Honda	27 2'00.940 82 Yuudai KAMEI Honda
10	28 2'00.987 30 Giulian PEDONE Suter Honda	29 2'01.233 51 Kenta FUJII TSR Honda	30 2'01.256 28 Josep RODRIGUEZ FGR Honda
11	31 2'01.500 29 Luca AMATO Kalex KTM	32 2'02.362 99 Danny WEBB Mahindra	33 2'03.819 80 Armando PONTONE Ioda
12	34 2'05.450 20 Riccardo MORETTI Mahindra		

The results are provisional until the end of the limit for protest and appeals and until the ratification of the Event Management Committee.

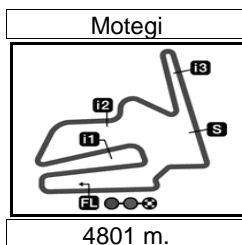
Time limit for protest expires 60' at the latest after publication of the results - Mr. Time:

These data/results cannot be reproduced, stored and/or transmitted in whole or in part by any manner of electronic, mechanical, photocopying, recording, broadcasting or otherwise now known or herein after developed without the previous express consent of the copyright owner, except for reproduction in daily press and regular printed publications on sale to the public within 60 days of the event related to those data/results and always provided that copyright symbol appears together as follows below.

© DORNA, 2012

Official MotoGP Timing by **TISSOT**
 www.motogp.com





Computerised results and timing service provided by **TISSOT**

Moto3

AIRASIA GRAND PRIX OF JAPAN

After the Qualifying Practice
Event Best Maximum Speed



<i>Rider</i>	<i>Nation Team</i>	<i>Motorcycle</i>	<i>Km/h</i>
63 Zulfahmi KHAIRUDDIN	MAL AirAsia-Sic-Ajo	KTM	220.5 Free Practice Nr. 2
31 Niklas AJO	FIN TT Motion Events Racing	KTM	218.5 Free Practice Nr. 2
52 Danny KENT	GBR Red Bull KTM Ajo	KTM	218.2 Free Practice Nr. 2
61 Arthur SISSIS	AUS Red Bull KTM Ajo	KTM	217.2 Free Practice Nr. 2
96 Louis ROSSI	FRA Racing Team Germany	FTR HONDA	216.9 Free Practice Nr. 2
94 Jonas FOLGER	GER Mapfre Aspar Team Moto3	KALEX KTM	216.8 Free Practice Nr. 1
5 Romano FENATI	ITA Team Italia FMI	FTR HONDA	216.1 Free Practice Nr. 2
11 Sandro CERTESE	GER Red Bull KTM Ajo	KTM	215.9 Free Practice Nr. 2
84 Jakub KORNFEL	CZE Redox-Ongetta-Centro Seta	FTR HONDA	215.7 Free Practice Nr. 1
19 Alessandro TONUCCI	ITA Team Italia FMI	FTR HONDA	215.6 Free Practice Nr. 1
12 Alex MARQUEZ	SPA Ambrogio Next Racing	SUTER HONDA	215.2 Free Practice Nr. 1
39 Luis SALOM	SPA RW Racing GP	KALEX KTM	215.1 Free Practice Nr. 2
42 Alex RINS	SPA Estrella Galicia 0,0	SUTER HONDA	214.8 Free Practice Nr. 2
51 Kenta FUJII	JPN Technomag-CIP-TSR	TSR HONDA	214.8 Free Practice Nr. 2
23 Alberto MONCAYO	SPA Andalucia JHK t-shirt Laglisse	FTR HONDA	214.7 Free Practice Nr. 2
81 Hyuga WATANABE	JPN Project U 7C Harc	HONDA	214.7 Free Practice Nr. 2
41 Brad BINDER	RSA RW Racing GP	KALEX KTM	214.5 Free Practice Nr. 2
29 Luca AMATO	GER Mapfre Aspar Team Moto3	KALEX KTM	214.2 Free Practice Nr. 1
25 Maverick VIÑALES	SPA Blusens Avintia	FTR HONDA	214.1 Free Practice Nr. 2
82 Yuudai KAMEI	JPN 18 Garage Racing Team	HONDA	213.5 Free Practice Nr. 2
89 Alan TECHER	FRA Technomag-CIP-TSR	TSR HONDA	213.4 Free Practice Nr. 1
27 Niccolò ANTONELLI	ITA San Carlo Gresini Moto3	FTR HONDA	213.2 Free Practice Nr. 2
7 Efren VAZQUEZ	SPA JHK t-shirt Laglisse	FTR HONDA	213.0 Free Practice Nr. 2
8 Jack MILLER	AUS Caretta Technology	HONDA	212.3 Free Practice Nr. 2
44 Miguel OLIVEIRA	POR Estrella Galicia 0,0	SUTER HONDA	211.5 Free Practice Nr. 2
26 Adrian MARTIN	SPA JHK t-shirt Laglisse	FTR HONDA	211.3 Free Practice Nr. 2
28 Josep RODRIGUEZ	SPA Moto FGR	FGR HONDA	211.1 Free Practice Nr. 2
30 Giulian PEDONE	SWI Ambrogio Next Racing	SUTER HONDA	210.8 Free Practice Nr. 2
32 Isaac VIÑALES	SPA Ongetta-Centro Seta	FTR HONDA	210.8 Free Practice Nr. 2
17 John McPHEE	GBR Caretta Technology	KRP HONDA	210.7 Free Practice Nr. 1
9 Toni FINSTERBUSCH	GER Racing Team Germany	HONDA	210.6 Free Practice Nr. 2
80 Armando PONTONE	ITA IodaRacing Project	IODA	206.3 Free Practice Nr. 2
99 Danny WEBB	GBR Mahindra Racing	MAHINDRA	205.1 Qualifying Practice
20 Riccardo MORETTI	ITA Mahindra Racing	MAHINDRA	203.2 Free Practice Nr. 2

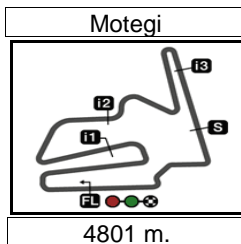
These data/results cannot be reproduced, stored and/or transmitted in whole or in part by any manner of electronic, mechanical, photocopying, recording, broadcasting or otherwise now known or herein after developed without the previous express consent by the copyright owner, except for reproduction in daily press and regular printed publications on sale to the public within 60 days of the event related to those data/results and always provided that copyright symbol appears together as follows below.

© DORNA, 2012

Official MotoGP Timing by **TISSOT**
 www.motogp.com



Motegi, Saturday, October 13, 2012



Computerised results and timing service provided by **TISSOT**

Moto3

AIRASIA GRAND PRIX OF JAPAN

Qualifying Practice

Best Partial Times

IT Ideal Lap Time, sum of the best partial times

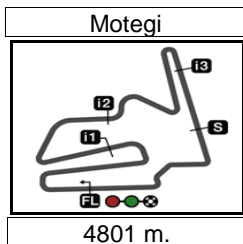
BT Best Lap Time

<i>T1</i>		<i>T2</i>		<i>T3</i>		<i>T4</i>				<i>IT</i>	<i>BT</i>	
<i>Pos</i>	<i>Rider</i>	<i>Time</i>	<i>Rider</i>	<i>Time</i>	<i>Rider</i>	<i>Time</i>	<i>Rider</i>	<i>Time</i>	<i>Pos</i>	<i>Rider</i>		
1	D.KENT	30.179	D.KENT	23.062	M.VIÑALES	31.544	D.KENT	33.475	1	D.KENT	1'58.371	1'58.371 (1)
2	M.VIÑALES	30.199	A.TONUCCI	23.091	J.FOLGER	31.582	S.CORTESE	33.539	2	M.VIÑALES	1'58.472	1'58.574 (2)
3	S.CORTESE	30.220	S.CORTESE	23.093	D.KENT	31.655	M.VIÑALES	33.553	3	S.CORTESE	1'58.538	1'58.669 (3)
4	Z.KHAIRUDDIN	30.221	L.SALOM	23.114	S.CORTESE	31.686	N.AJO	33.568	4	Z.KHAIRUDDIN	1'58.776	1'58.951 (4)
5	L.SALOM	30.346	Z.KHAIRUDDIN	23.159	A.MARTIN	31.729	Z.KHAIRUDDIN	33.577	5	A.TONUCCI	1'58.917	1'59.072 (5)
6	E.VAZQUEZ	30.356	M.VIÑALES	23.176	E.VAZQUEZ	31.730	L.SALOM	33.631	6	L.SALOM	1'58.941	1'59.097 (6)
7	L.ROSSI	30.393	J.FOLGER	23.207	A.TONUCCI	31.739	A.TONUCCI	33.684	7	J.FOLGER	1'59.044	1'59.125 (7)
8	A.TONUCCI	30.403	R.FENATI	23.210	L.ROSSI	31.799	L.ROSSI	33.690	8	L.ROSSI	1'59.107	1'59.213 (8)
9	M.OLIVEIRA	30.416	L.ROSSI	23.225	Z.KHAIRUDDIN	31.819	A.SISSIS	33.697	9	E.VAZQUEZ	1'59.122	1'59.287 (9)
10	H.WATANABE	30.416	A.SISSIS	23.264	M.OLIVEIRA	31.826	E.VAZQUEZ	33.759	10	R.FENATI	1'59.314	1'59.359 (10)
11	A.RINS	30.418	E.VAZQUEZ	23.277	L.SALOM	31.850	R.FENATI	33.770	11	M.OLIVEIRA	1'59.443	1'59.494 (11)
12	N.ANTONELLI	30.432	B.BINDER	23.283	R.FENATI	31.872	J.FOLGER	33.797	12	A.RINS	1'59.523	1'59.653 (13)
13	J.FOLGER	30.458	A.RINS	23.299	J.KORNFEIL	31.910	A.RINS	33.811	13	N.ANTONELLI	1'59.527	1'59.652 (12)
14	R.FENATI	30.462	A.MARQUEZ	23.335	N.ANTONELLI	31.916	N.ANTONELLI	33.825	14	A.SISSIS	1'59.654	1'59.686 (14)
15	A.MONCAYO	30.464	A.MONCAYO	23.337	A.TECHER	31.930	M.OLIVEIRA	33.854	15	B.BINDER	1'59.741	1'59.974 (18)
16	B.BINDER	30.468	M.OLIVEIRA	23.347	B.BINDER	31.979	H.WATANABE	33.865	16	A.MARTIN	1'59.848	1'59.945 (16)
17	J.KORNFEIL	30.489	N.ANTONELLI	23.354	A.RINS	31.995	T.FINSTERBUSC	33.918	17	A.MONCAYO	1'59.868	1'59.904 (15)
18	J.MILLER	30.498	Y.KAMEI	23.394	I.VIÑALES	32.040	A.MARQUEZ	33.923	18	A.MARQUEZ	1'59.949	1'59.949 (17)
19	A.MARQUEZ	30.561	J.MILLER	23.434	A.MONCAYO	32.058	J.MILLER	33.968	19	J.MILLER	1'59.980	2'00.177 (22)
20	A.TECHER	30.583	A.TECHER	23.437	J.MILLER	32.080	J.McPHEE	34.007	20	J.KORNFEIL	1'59.998	1'59.998 (19)
21	A.SISSIS	30.602	T.FINSTERBUSC	23.473	A.SISSIS	32.091	A.MONCAYO	34.009	21	A.TECHER	2'00.013	2'00.021 (20)
22	A.MARTIN	30.603	J.KORNFEIL	23.485	Y.KAMEI	32.101	B.BINDER	34.011	22	H.WATANABE	2'00.034	2'00.044 (21)
23	J.McPHEE	30.662	A.MARTIN	23.501	G.PEDONE	32.113	A.MARTIN	34.015	23	N.AJO	2'00.063	2'00.386 (23)
24	G.PEDONE	30.664	G.PEDONE	23.513	A.MARQUEZ	32.130	A.TECHER	34.063	24	T.FINSTERBU	2'00.245	2'00.460 (24)

These data/results cannot be reproduced, stored and/or transmitted in whole or in part by any manner of electronic, mechanical, photocopying, recording, broadcasting or otherwise now known or herein after developed without the previous express consent by the copyright owner, except for reproduction in daily press and regular printed publications on sale to the public within 60 days of the event related to those data/results and always provided that copyright symbol appears together as follows below.
© DORNA, 2012

Official MotoGP Timing by **TISSOT**
www.motogp.com





Computerised results and timing service provided by **TISSOT**

Moto3

AIRASIA GRAND PRIX OF JAPAN

Qualifying Practice

Best Partial Times

IT Ideal Lap Time, sum of the best partial times

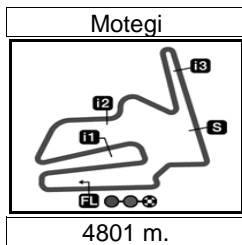
BT Best Lap Time

<i>T1</i>			<i>T2</i>			<i>T3</i>			<i>T4</i>				
<i>Pos</i>	<i>Rider</i>	<i>Time</i>	<i>Rider</i>	<i>Time</i>	<i>Rider</i>	<i>Time</i>	<i>Rider</i>	<i>Time</i>	<i>Pos</i>	<i>Rider</i>	<i>IT</i>	<i>BT</i>	
25	T.FINSTERBUSC	30.676	H.WATANABE	23.524	N.AJO	32.154	K.FUJII	34.090	25	G.PEDONE	2'00.413	2'00.987	(28)
26	I.VIÑALES	30.724	I.VIÑALES	23.547	T.FINSTERBUSC	32.178	J.KORNFEIL	34.114	26	I.VIÑALES	2'00.434	2'00.526	(25)
27	N.AJO	30.741	K.FUJII	23.560	H.WATANABE	32.229	G.PEDONE	34.123	27	J.McPHEE	2'00.573	2'00.755	(26)
28	Y.KAMEI	30.840	J.McPHEE	23.567	J.McPHEE	32.337	I.VIÑALES	34.123	28	Y.KAMEI	2'00.623	2'00.940	(27)
29	J.RODRIGUEZ	30.864	N.AJO	23.600	K.FUJII	32.459	L.AMATO	34.170	29	K.FUJII	2'01.042	2'01.233	(29)
30	K.FUJII	30.933	L.AMATO	23.610	J.RODRIGUEZ	32.497	J.RODRIGUEZ	34.189	30	J.RODRIGUEZ	2'01.205	2'01.256	(30)
31	D.WEBB	31.002	J.RODRIGUEZ	23.655	L.AMATO	32.499	Y.KAMEI	34.288	31	L.AMATO	2'01.299	2'01.500	(31)
32	L.AMATO	31.020	D.WEBB	23.997	D.WEBB	32.604	D.WEBB	34.720	32	D.WEBB	2'02.323	2'02.362	(32)
33	A.PONTONE	31.340	A.PONTONE	24.193	A.PONTONE	32.763	A.PONTONE	35.195	33	A.PONTONE	2'03.491	2'03.819	(33)
34	R.MORETTI	31.729	R.MORETTI	24.645	R.MORETTI	33.378	R.MORETTI	35.641	34	R.MORETTI	2'05.393	2'05.450	(34)

These data/results cannot be reproduced, stored and/or transmitted in whole or in part by any manner of electronic, mechanical, photocopying, recording, broadcasting or otherwise now known or herein after developed without the previous express consent by the copyright owner, except for reproduction in daily press and regular printed publications on sale to the public within 60 days of the event related to those data/results and always provided that copyright symbol appears together as follows below.
© DORNA, 2012

Official MotoGP Timing by **TISSOT**
www.motogp.com






Computerised results and timing service provided by **TISSOT**

Moto3

AIRASIA GRAND PRIX OF JAPAN

Qualifying Practice

Fastest Laps Sequence

<i>Practice Time</i>	 <i>Rider</i>	<i>Nation</i>	<i>Motorcycle</i>	<i>Time</i>	<i>Km/h</i>	<i>Rider's Lap</i>
4'18.005	19 Alessandro TONUCCI	ITA	FTR HONDA	2'02.014	141.652	2
4'18.169	27 Niccolò ANTONELLI	ITA	FTR HONDA	2'01.536	142.209	2
4'25.309	44 Miguel OLIVEIRA	POR	SUTER HONDA	2'01.374	142.399	2
4'26.048	94 Jonas FOLGER	GER	KALEX KTM	2'00.184	143.809	2
4'35.953	25 Maverick VIÑALES	SPA	FTR HONDA	2'00.094	143.917	2
6'26.138	94 Jonas FOLGER	GER	KALEX KTM	2'00.090	143.922	3
6'34.998	25 Maverick VIÑALES	SPA	FTR HONDA	1'59.045	145.185	3
24'01.992	25 Maverick VIÑALES	SPA	FTR HONDA	1'58.810	145.472	10
34'53.504	52 Danny KENT	GBR	KTM	1'58.804	145.479	14
39'43.373	11 Sandro CORTESE	GER	KTM	1'58.669	145.645	15
41'02.257	25 Maverick VIÑALES	SPA	FTR HONDA	1'58.574	145.762	17
41'03.027	52 Danny KENT	GBR	KTM	1'58.371	146.012	17

These data/results cannot be reproduced, stored and/or transmitted in whole or in part by any manner of electronic, mechanical, photocopying, recording, broadcasting or otherwise now known or herein after developed without the previous express consent by the copyright owner, except for reproduction in daily press and regular printed publications on sale to the public within 60 days of the event related to those data/results and always provided that copyright symbol appears together as follows below.

© DORNA, 2012

Official MotoGP Timing by **TISSOT**
www.motogp.com



Motegi, Saturday, October 13, 2012