


5548 m.

MALAYSIAN MOTORCYCLE GRAND PRIX**Qualifying Practice
Classification****10**

	<i>Rider</i>	<i>Nation</i>	<i>Team</i>	<i>Motorcycle</i>	<i>Time</i>	<i>Lap Total</i>	<i>Gap</i>	<i>Top Speed</i>
1	63 Zulfahmi KHAIRUDDIN	MAL	AirAsia-Sic-Ajo	KTM	2'13.885	13 14		221.2
2	94 Jonas FOLGER	GER	Mapfre Aspar Team Moto3	KALEX KTM	2'14.151	10 11	0.266 0.266	219.1
3	11 Sandro CORTESE	GER	Red Bull KTM Ajo	KTM	2'14.599	8 10	0.714 0.448	219.8
4	96 Louis ROSSI	FRA	Racing Team Germany	FTR HONDA	2'14.681	9 11	0.796 0.082	214.9
5	39 Luis SALOM	SPA	RW Racing GP	KALEX KTM	2'14.817	13 13	0.932 0.136	217.5
6	44 Miguel OLIVEIRA	POR	Estrella Galicia 0,0	SUTER HONDA	2'15.316	13 13	1.431 0.499	208.9
7	7 Efren VAZQUEZ	SPA	JHK t-shirt Laglisse	FTR HONDA	2'15.366	11 12	1.481 0.050	214.9
8	41 Brad BINDER	RSA	RW Racing GP	KALEX KTM	2'15.469	13 14	1.584 0.103	218.7
9	42 Alex RINS	SPA	Estrella Galicia 0,0	SUTER HONDA	2'15.814	16 16	1.929 0.345	212.4
10	26 Adrian MARTIN	SPA	JHK t-shirt Laglisse	FTR HONDA	2'15.858	13 13	1.973 0.044	213.5
11	52 Danny KENT	GBR	Red Bull KTM Ajo	KTM	2'15.897	9 11	2.012 0.039	215.0
12	27 Niccolò ANTONELLI	ITA	San Carlo Gresini Moto3	FTR HONDA	2'15.913	12 14	2.028 0.016	211.9
13	19 Alessandro TONUCCI	ITA	Team Italia FMI	FTR HONDA	2'15.915	13 14	2.030 0.002	216.2
14	84 Jakub KORNFEL	CZE	Redox-Ongetta-Centro Seta	FTR HONDA	2'16.087	14 14	2.202 0.172	214.1
15	23 Alberto MONCAYO	SPA	Andalucia JHK t-shirt Laglisse	FTR HONDA	2'16.108	13 13	2.223 0.021	215.9
16	31 Niklas AJO	FIN	TT Motion Events Racing	KTM	2'16.142	9 9	2.257 0.034	214.2
17	5 Romano FENATI	ITA	Team Italia FMI	FTR HONDA	2'16.229	9 11	2.344 0.087	214.3
18	32 Isaac VIÑALES	SPA	Ongetta-Centro Seta	FTR HONDA	2'16.394	12 12	2.509 0.165	213.4
19	8 Jack MILLER	AUS	Caretta Technology	HONDA	2'16.404	11 11	2.519 0.010	212.7
20	89 Alan TECHER	FRA	Technomag-CIP-TSR	TSR HONDA	2'16.633	10 14	2.748 0.229	215.2
21	61 Arthur SISSIS	AUS	Red Bull KTM Ajo	KTM	2'16.650	13 13	2.765 0.017	217.5
22	9 Toni FINSTERBUSCH	GER	Racing Team Germany	HONDA	2'16.828	10 10	2.943 0.178	210.5
23	28 Josep RODRIGUEZ	SPA	Moto FGR	FGR HONDA	2'16.877	11 13	2.992 0.049	213.3
24	12 Alex MARQUEZ	SPA	Ambrogio Next Racing	SUTER HONDA	2'16.979	9 13	3.094 0.102	214.3
25	99 Danny WEBB	GBR	Mahindra Racing	MAHINDRA	2'17.545	13 13	3.660 0.566	209.8
26	17 John McPHEE	GBR	Caretta Technology	KRP HONDA	2'17.558	9 9	3.673 0.013	210.9
27	30 Giulian PEDONE	SWI	Ambrogio Next Racing	SUTER HONDA	2'17.732	14 14	3.847 0.174	211.1
28	51 Kenta FUJII	JPN	Technomag-CIP-TSR	TSR HONDA	2'17.926	12 12	4.041 0.194	214.6
29	80 Armando PONTONE	ITA	Ioda Team Italia	IODA	2'18.817	13 13	4.932 0.891	207.5
30	29 Luca AMATO	GER	Mapfre Aspar Team Moto3	KALEX KTM	2'18.975	16 16	5.090 0.158	214.5
31	20 Riccardo MORETTI	ITA	Mahindra Racing	MAHINDRA	2'21.960	4 7	8.075 2.985	206.4
Not Classified								
	25 Maverick VIÑALES	SPA	Blusens Avintia	FTR HONDA				

Practice condition Dry

Air: 31°

Humidity: 82%

Ground: 38°

Fastest Lap:	Lap: 13	Zulfahmi KHAIRUDDIN	2'13.885	149.178 Km/h
Circuit Record Lap:		New category		
Circuit Best Lap:	2012	Zulfahmi KHAIRUDDIN	2'13.885	149.178 Km/h

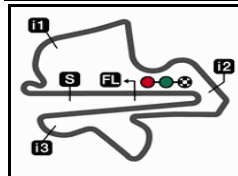
The results are provisional until the end of the limit for protest and appeals.

Time limit for protest expires 60' after publication of the results - Mr. Time:

These data/results cannot be reproduced, stored and/or transmitted in whole or in part by any manner of electronic, mechanical, photocopying, recording, broadcasting or otherwise now known or herein after developed without the previous express consent by the copyright owner, except for reproduction in daily press and regular printed publications on sale to the public within 60 days of the event related to those data/results and always provided that copyright symbol appears together as follows below.

© DORNA, 2012





5548 m.

MALAYSIAN MOTORCYCLE GRAND PRIX**Qualifying Practice****Top Speed & Average****11**

<i>Rider</i>	<i>Nation</i>	<i>Motorcycle</i>	<i>Top 5 speeds</i>					<i>Average</i>	<i>Top</i>
63 Zulfahmi KHAIRUDDIN	MAL	KTM	221.2	220.9	220.5	220.4	219.6	220.5	221.2
11 Sandro CORTESE	GER	KTM	219.8	219.4	217.5	215.7	215.1	217.5	219.8
94 Jonas FOLGER	GER	KALEX KTM	219.1	214.3	213.8	213.1	212.5	214.6	219.1
41 Brad BINDER	RSA	KALEX KTM	218.7	215.6	215.4	214.8	214.7	215.8	218.7
39 Luis SALOM	SPA	KALEX KTM	217.5	216.4	215.0	213.3	213.1	215.1	217.5
61 Arthur SISSIS	AUS	KTM	217.5	217.5	216.7	215.8	215.8	216.7	217.5
19 Alessandro TONUCCI	ITA	FTR HONDA	216.2	215.0	214.9	214.1	214.0	214.8	216.2
23 Alberto MONCAYO	SPA	FTR HONDA	215.9	214.3	213.1	213.0	211.9	213.6	215.9
89 Alan TECHER	FRA	TSR HONDA	215.2	214.1	211.2	211.0	210.3	212.4	215.2
52 Danny KENT	GBR	KTM	215.0	214.5	213.5	213.5	213.3	214.0	215.0
7 Efren VAZQUEZ	SPA	FTR HONDA	214.9	214.4	212.9	212.6	211.6	213.3	214.9
96 Louis ROSSI	FRA	FTR HONDA	214.9	214.0	213.6	212.3	211.7	213.3	214.9
51 Kenta FUJII	JPN	TSR HONDA	214.6	213.4	213.1	212.7	212.6	213.3	214.6
29 Luca AMATO	GER	KALEX KTM	214.5	214.2	213.6	213.5	213.3	213.8	214.5
12 Alex MARQUEZ	SPA	SUTER HONDA	214.3	213.0	211.1	210.4	208.4	211.4	214.3
5 Romano FENATI	ITA	FTR HONDA	214.3	213.9	213.6	213.3	212.7	213.5	214.3
31 Niklas AJO	FIN	KTM	214.2	213.9	213.2	212.8	212.3	213.3	214.2
84 Jakub KORNFEIL	CZE	FTR HONDA	214.1	213.6	212.5	209.8	209.5	211.9	214.1
26 Adrian MARTIN	SPA	FTR HONDA	213.5	212.7	212.4	212.0	211.5	212.4	213.5
32 Isaac VIÑALES	SPA	FTR HONDA	213.4	211.6	210.7	206.9	206.7	209.9	213.4
28 Josep RODRIGUEZ	SPA	FGR HONDA	213.3	211.7	210.3	208.7	207.9	210.4	213.3
8 Jack MILLER	AUS	HONDA	212.7	211.2	210.2	209.4	208.5	210.4	212.7
42 Alex RINS	SPA	SUTER HONDA	212.4	210.3	210.0	209.5	208.8	210.2	212.4
27 Niccolò ANTONELLI	ITA	FTR HONDA	211.9	211.4	211.4	210.6	210.2	211.1	211.9
30 Giulian PEDONE	SWI	SUTER HONDA	211.1	209.9	207.6	205.2	204.9	207.8	211.1
17 John McPHEE	GBR	KRP HONDA	210.9	209.4	205.2	203.2		207.2	210.9
9 Toni FINSTERBUSCH	GER	HONDA	210.5	209.9	207.3	207.1	207.1	208.4	210.5
99 Danny WEBB	GBR	MAHINDRA	209.8	209.5	207.8	207.7	207.5	208.5	209.8
44 Miguel OLIVEIRA	POR	SUTER HONDA	208.9	208.0	207.1	207.0	206.9	207.6	208.9
80 Armando PONTONE	ITA	IODA	207.5	205.8	205.8	204.6	202.6	205.3	207.5
20 Riccardo MORETTI	ITA	MAHINDRA	206.4	205.4	204.8	202.5		204.8	206.4

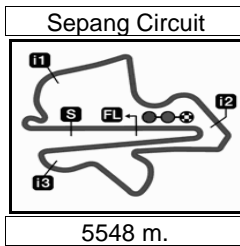
These data/results cannot be reproduced, stored and/or transmitted in whole or in part by any manner of electronic, mechanical, photocopying, recording, broadcasting or otherwise now known or herein after developed without the previous express consent by the copyright owner, except for reproduction in daily press and regular printed publications on sale to the public within 60 days of the event related to those data/results and always provided that copyright symbol appears together as follows below.

© DORNA, 2012

Official MotoGP Timing by **TISSOT**
www.motogp.com



Sepang, Saturday, October 20, 2012



Computerised results and timing service provided by **TISSOT**

Moto3

MALYSIAN MOTORCYCLE GRAND PRIX

Qualifying Practice

Chronological Analysis of Performances

12

P Crossing the finish line in pit lane		T1 Time from finish line to 1st intermediate				T2 Time from 1st intermed. to 2nd intermed.				T3 Time from 2nd intermed. to 3rd intermed.				T4 Time from 3rd intermediate to finish line			
Lap	Lap Time	T1	T2	T3	T4	Speed	Lap	Lap Time	T1	T2	T3	T4	Speed				
1st	63	Zulfahmi KHAIRUD AirAsia-Sic-Ajo MAL				Runs=3 Total laps=14 Full laps=9											
1	8'04.894	6'08.413	33.368	44.510	38.603		6	2'15.951	28.683	30.369	40.618	36.281	214.9				
2	2'21.274	29.128	31.781	42.873	37.492	218.9	7	1'14.293 P	28.992				210.6				
3	2'19.326	28.918	31.146	41.818	37.444	219.1	8	5'18.362	3'29.442	30.791	41.172	36.957					
4	2'17.786	28.745	30.757	41.328	36.956	218.6	9	2'14.681	28.567	30.213	39.849	36.052	211.0				
5	2'16.694	28.615	30.631	40.873	36.575	218.7	10	2'19.648	28.628	30.200	40.265	40.555	210.1				
6	1'15.201 P	28.894				218.8	11	2'15.089	28.509	30.410	40.031	36.139	213.6				
5th	39	Luis SALOM RW Racing GP SPA				Runs=3 Total laps=13 Full laps=8											
1	7'19.058	5'17.104	34.129	46.312	41.513		6	5'03.327	3'10.638	32.663	42.771	37.255					
2	2'24.792	28.442	30.506	40.359	36.014	220.4	7	2'17.524	29.093	30.773	40.938	36.720	211.8				
3	2'20.271	28.205	30.216	40.173	35.763	220.5	8	2'16.559	28.834	30.702	40.678	36.345	210.7				
4	2'19.136	28.571				221.2	9	1'19.942 P	30.060				211.4				
5	5'29.144	3'39.651	32.282	41.108	36.103		10	5'22.167	3'20.507	32.236	49.977	39.447					
6	2'14.109	28.265	30.210	40.041	35.593	219.2	11	2'15.268	28.709	30.329	40.271	35.959	215.0				
7	2'13.885	28.286	30.089	39.985	35.525	219.6	12	2'18.262	28.607	30.569	40.305	38.781	216.4				
8	2'15.077	28.237	30.090	40.164	36.586	220.9	13	2'14.817	28.785	30.338	39.859	35.835	217.5				
2nd	94	Jonas FOLGER Mapfre Aspar Team M GER				Runs=3 Total laps=11 Full laps=6											
1	6'25.508	4'27.995	32.663	44.971	39.879		6	1'25.173 P	32.045				208.9				
2	1'20.864 P	29.865				208.0	7	9'57.997	8'09.451	30.831	41.144	36.571					
3	7'18.600	5'21.408	33.351	43.227	40.614		8	2'14.334	28.377	30.239	40.103	35.615	213.1				
4	2'16.371	28.691	30.474	40.625	36.581	212.5	9	2'29.645	36.032	33.069	42.004	38.540	219.1				
5	2'15.867	28.424	30.540	40.346	36.557	214.3	10	2'14.151	28.311	30.356	39.794	35.690	213.8				
6	1'25.173 P	32.045				208.9	11	2'15.458	28.965	30.376	40.312	35.805	208.3				
3rd	11	Sandro CORTESE Red Bull KTM Ajo GER				Runs=2 Total laps=10 Full laps=7											
1	15'56.784	13'58.249	33.917	44.713	39.905		6	1'21.434 P	30.131				215.7				
2	2'19.059	29.117	31.368	41.379	37.195	214.6	7	6'54.862	4'41.991	42.163	50.992	39.716					
3	2'15.971	28.524	30.660	40.399	36.388	219.8	8	2'14.599	28.601	30.496	39.781	35.721	215.1				
4	2'15.924	28.632	30.556	40.331	36.405	214.8	9	2'18.890	28.237	30.229	43.013	37.411	217.5				
5	2'15.451	28.610	30.327	40.246	36.268	215.1	10	2'14.787	28.452	30.243	40.022	36.070	219.4				
6	1'21.434 P	30.131				215.7											
4th	96	Louis ROSSI Racing Team German FRA				Runs=2 Total laps=11 Full laps=8											
1	17'02.663	15'10.765	31.893	42.178	37.827		6	1'22.255 P	31.173				212.9				
2	2'17.387	29.165	30.622	41.108	36.492	211.7	7	9'40.008	7'10.660	33.751	52.300	1'03.297					
3	2'17.010	28.902	30.534	40.897	36.677	214.0	8	2'40.152	29.025	40.243	51.484	39.400	210.7				
4	2'17.499	28.858	30.553	40.542	37.546	212.3	9	2'15.376	28.569	30.515	40.370	35.922	214.9				
5	2'17.134	29.614	30.435	40.721	36.364	204.4	10	2'15.366	28.414	30.453	40.198	36.301	214.4				
							11										

Fastest Lap: Zulfahmi KHAIRUDDIN AirAsia-Sic-Ajo MAL **2'13.885** 28.286 30.089 39.985 35.525

These data/results cannot be reproduced, stored and/or transmitted in whole or in part by any manner of electronic, mechanical, photocopying, recording, broadcasting or otherwise now known or herein after developed without the previous express consent by the copyright owner, except for reproduction in daily press and regular printed publications on sale to the public within 60 days of the event related to those data/results and always provided that copyright symbol appears together as follows below.
© DORNA, 2012



Qualifying Practice

Moto3

Lap	Lap Time	T1	T2	T3	T4	Speed	Lap	Lap Time	T1	T2	T3	T4	Speed
12	2'18.584	30.825	31.080	40.319	36.360	205.6	8	2'17.194	28.753	30.815	40.590	37.036	215.0
8th 41 Brad BINDER RW Racing GP RSA							9	2'15.897	28.702	30.463	40.187	36.545	213.5
		Runs=2	Total laps=14	Full laps=11			10	2'16.866	28.894	30.626	40.925	36.421	214.5
							11	2'16.132	28.687	30.660	40.486	36.299	212.3
1	7'29.054	5'31.639	33.060	44.804	39.551		12th 27 Niccolò ANTONELLI San Carlo Gresini Mot ITA						
2	2'28.047	29.655	32.099	44.657	41.636	210.9			Runs=3	Total laps=14	Full laps=9		
3	2'23.712	32.265	31.620	42.242	37.585	184.4	1	7'19.730	5'17.503	34.266	46.506	41.455	
4	2'18.988	29.080	31.236	41.511	37.161	213.8	2	2'25.956	30.531	32.826	43.900	38.699	209.9
5	2'18.436	28.927	31.101	41.381	37.027	214.7	3	2'21.630	29.483	31.962	42.689	37.496	210.6
6	2'18.174	28.840	31.097	41.206	37.031	214.0	4	2'20.881	29.355	31.876	42.011	37.639	210.0
7	2'17.604	28.736	30.983	41.074	36.811	214.8	5	1'15.116 P	29.072				210.2
8	2'27.522	37.051	31.318	42.350	36.803	208.9	6	6'50.573	4'52.953	34.061	43.804	39.755	
9	1'17.484 P	30.247				214.2	7	2'18.115	29.027	31.172	41.047	36.869	211.9
10	6'19.405	4'23.557	37.560	41.956	36.332		8	2'16.987	28.863	30.845	40.657	36.622	211.4
11	2'15.630	28.646	30.730	40.317	35.937	215.6	9	2'16.790	28.796	30.773	40.760	36.461	211.4
12	2'18.292	30.170	30.587	40.764	36.771	215.4	10	1'12.192 P	29.124				207.9
13	2'15.469	28.362	30.417	40.082	36.608	218.7	11	4'34.052	2'44.200	32.251	41.252	36.349	
14	2'15.767	28.638	30.428	40.474	36.227	212.8	12	2'15.913	28.629	30.462	40.155	36.667	210.0
9th 42 Alex RINS Estrella Galicia 0,0 SPA							13	2'16.865	28.871	30.761	40.645	36.588	209.6
		Runs=4	Total laps=16	Full laps=10			14	2'16.712	28.840	30.829	40.430	36.613	208.9
1	2'55.801 P	47.379	34.910	47.690	45.822		13th 19 Alessandro TONUC Team Italia FMI ITA						
2	4'37.216	2'41.686	32.503	44.428	38.599				Runs=3	Total laps=14	Full laps=10		
3	2'24.722	30.484	31.944	43.824	38.470	207.6	1	2'56.149 P	46.093	35.879	48.404	45.773	
4	2'20.897	29.392	31.313	42.336	37.856	206.7	2	7'02.054	5'03.932	33.001	45.471	39.650	
5	2'19.257	29.365	31.031	41.479	37.382	208.3	3	2'20.735	29.068	31.313	42.476	37.878	214.0
6	2'17.918	28.834	31.034	41.081	36.969	212.4	4	2'18.557	28.824	31.013	41.479	37.241	216.2
7	1'17.709 P	30.145				208.8	5	2'24.036	33.844	31.326	41.733	37.133	212.9
8	5'24.760	3'33.229	32.296	42.136	37.099		6	2'17.352	28.761	30.811	40.997	36.783	214.1
9	2'17.175	28.941	30.608	41.034	36.592	207.7	7	2'16.931	28.540	30.905	40.846	36.640	214.9
10	2'16.717	28.767	30.526	40.612	36.812	208.6	8	1'18.480 P	33.916				215.0
11	2'16.379	28.675	30.591	40.509	36.604	208.6	9	5'28.436	3'34.614	33.230	43.741	36.851	
12	1'15.419 P	30.004				207.9	10	2'16.042	28.707	30.746	40.393	36.196	211.9
13	3'34.306	1'46.140	31.050	40.577	36.539		11	2'34.592	29.044	38.021	44.608	42.919	213.8
14	2'16.116	28.804	30.514	40.493	36.305	209.5	12	2'16.723	28.927	30.948	40.658	36.190	210.3
15	2'16.091	28.754	30.650	40.357	36.330	210.0	13	2'15.915	28.643	30.646	40.417	36.209	212.8
16	2'15.814	28.598	30.530	40.437	36.249	210.3	14	2'16.009	28.566	30.672	40.579	36.192	213.1
10th 26 Adrian MARTIN JHK t-shirt Laglisse SPA							14th 84 Jakub KORNFEL Redox-Ongetta-Centro CZE						
		Runs=2	Total laps=13	Full laps=10					Runs=3	Total laps=14	Full laps=9		
1	7'18.792	5'15.975	34.842	46.132	41.843		1	6'49.036	4'41.179	36.081	49.174	42.602	
2	2'25.199	29.992	31.980	43.982	39.245	206.5	2	2'25.627	30.336	32.235	43.937	39.119	205.4
3	2'20.687	29.556	31.294	42.381	37.456	210.5	3	2'21.778	29.608	31.505	42.206	38.459	205.9
4	2'19.567	29.151	31.035	41.824	37.557	212.7	4	1'19.924 P	29.534				207.8
5	2'36.514 P	29.738	33.673	44.684	48.419	212.4	5	6'23.220	4'26.135	33.704	45.619	37.762	
6	7'20.983	5'27.437	34.284	42.457	36.805		6	2'17.980	29.097	30.772	41.168	36.943	212.5
7	2'16.792	28.788	30.908	40.757	36.339	209.0	7	2'16.941	28.953	30.840	40.599	36.549	213.6
8	2'41.800	29.301	32.967	51.633	47.899	207.7	8	2'16.955	29.067	30.728	40.714	36.446	209.2
9	2'17.114	28.995	30.774	40.990	36.355	208.4	9	2'16.379	29.062	30.570	40.423	36.324	209.3
10	2'16.532	28.608	30.937	40.566	36.421	211.5	10	1'16.384 P	30.350				214.1
11	2'16.137	28.805	30.692	40.348	36.292	209.1	11	4'57.331	3'02.720	33.563	43.972	37.076	
12	2'17.241	29.053	30.738	40.822	36.628	212.0	12	2'16.696	29.078	30.594	40.598	36.426	209.4
13	2'15.858	28.688	30.592	40.313	36.265	213.5	13	2'16.233	29.003	30.406	40.502	36.322	209.8
11th 52 Danny KENT Red Bull KTM Ajo GBR							14	2'16.087	28.871	30.464	40.390	36.362	209.5
		Runs=2	Total laps=11	Full laps=8			15th 23 Alberto MONCAYO Andalucia JHK t-shirt SPA						
1	15'08.450	13'02.911	38.786	47.834	38.919				Runs=2	Total laps=13	Full laps=10		
2	2'23.190	30.134	32.234	42.797	38.025	211.1	1	5'42.584	3'42.340	34.467	46.558	39.219	
3	2'31.064	32.455	35.335	45.791	37.483	213.1	2	2'24.355	30.077	32.535	43.597	38.146	208.5
4	2'18.882	29.224	31.182	41.479	36.997	213.1	3	2'20.677	29.348	31.608	42.220	37.501	211.2
5	2'18.005	28.978	31.110	41.201	36.716	213.3	4	2'19.407	29.203	31.364	41.536	37.304	213.0
6	1'21.419 P	30.482				213.5	5	2'18.134	28.906	31.119	41.267	36.842	213.1
7	5'35.981	3'33.744	40.177	45.479	36.581								

Fastest Lap: Zulfahmi KHAIRUDDIN AirAsia-Sic-Ajo MAL **2'13.885** 28.286 30.089 39.985 35.525

These data/results cannot be reproduced, stored and/or transmitted in whole or in part by any manner of electronic, mechanical, photocopying, recording, broadcasting or otherwise now known or herein after developed without the previous express consent by the copyright owner, except for reproduction in daily press and regular printed publications on sale to the public within 60 days of the event related to those data/results and always provided that copyright symbol appears together as follows below.
© DORNA, 2012



Qualifying Practice

Moto3

Lap	Lap Time	T1	T2	T3	T4	Speed	Lap	Lap Time	T1	T2	T3	T4	Speed	
6	2'17.599	28.817	30.957	41.062	36.763	215.9	20th 89 Alan TECHER Technomag-CIP-TSR FRA Runs=2 Total laps=14 Full laps=11	1	7'18.188	5'18.290	33.832	46.294	39.772	
7	2'20.515	28.840	31.573	42.213	37.889	211.9		2	2'24.737	29.809	32.474	44.067	38.387	207.4
8	1'17.257 P	28.994				210.2		3	2'21.927	29.884	31.520	42.699	37.824	205.6
9	9'32.249	7'07.655	33.839	50.651	1'00.104			4	2'19.531	29.284	31.195	41.684	37.368	215.2
10	2'47.237	29.290	41.359	52.930	43.658	211.6		5	2'19.933	30.008	31.181	41.421	37.323	214.1
11	2'24.354	29.031	34.762	41.720	38.841	210.6		6	2'18.656	29.135	31.083	41.365	37.073	207.6
12	2'16.906	28.772	30.733	40.482	36.919	214.3		7	2'18.175	29.082	30.973	41.080	37.040	205.6
13	2'16.108	28.584	30.667	40.576	36.281	211.6		8	1'17.806 P	31.674				208.7
16th 31 Niklas AJO TT Motion Events Rac FIN Runs=2 Total laps=9 Full laps=6							9	6'48.675	5'00.254	30.843	41.041	36.537		
1	18'56.857	16'59.258	34.072	44.526	39.001		10	2'16.633	28.782	30.640	40.714	36.497	210.3	
2	2'22.404	30.291	32.279	42.174	37.660	208.7	11	2'16.890	28.852	30.642	40.833	36.563	209.9	
3	2'19.785	29.377	31.496	41.601	37.311	212.3	12	2'18.084	29.516	30.995	40.929	36.644	211.0	
4	2'18.813	29.477	31.098	41.165	37.073	214.2	13	2'17.553	28.792	30.732	41.234	36.795	211.2	
5	1'19.884 P	30.113				212.8	14	2'17.439	28.960	30.771	40.930	36.778	210.1	
6	6'33.815	4'43.622	31.912	41.430	36.851		21st 61 Arthur SISSIS Red Bull KTM Ajo AUS Runs=3 Total laps=13 Full laps=8							
7	2'17.902	29.244	30.950	40.888	36.820	211.8	1	7'25.269	5'15.728	38.489	50.543	40.509		
8	2'17.920	29.207	30.840	41.092	36.781	213.9	2	2'29.309	30.599	32.957	46.129	39.624	211.7	
9	2'16.142	28.845	30.501	40.425	36.371	213.2	3	2'27.178	29.819	32.412	46.118	38.829	212.9	
17th 5 Romano FENATI Team Italia FMI ITA Runs=2 Total laps=11 Full laps=8							4	2'22.314	29.521	31.728	43.051	38.014	217.5	
1	6'06.865	4'11.736	33.074	43.864	38.191		5	1'21.075 P	29.596				215.8	
2	11'20.085 P	29.726	31.562			211.4	6	6'28.096	4'30.497	34.013	44.140	39.446		
3	5'05.956	3'14.473	32.119	42.142	37.222		7	2'18.194	29.109	31.281	41.185	36.619	217.5	
4	2'18.285	29.180	31.225	41.088	36.792	212.4	8	2'19.941	29.824	31.604	41.570	36.943	216.7	
5	2'17.383	28.853	30.934	40.873	36.723	212.7	9	1'15.169 P	29.211				215.8	
6	2'17.030	28.917	30.785	40.837	36.491	211.9	10	5'53.818	4'00.502	33.185	43.407	36.724		
7	2'16.672	28.834	30.737	40.612	36.489	211.8	11	2'17.678	29.021	31.042	41.121	36.494	215.0	
8	2'16.903	28.925	30.725	40.729	36.524	213.3	12	2'17.814	28.843	30.952	41.247	36.772	215.2	
9	2'16.229	28.791	30.623	40.492	36.323	213.6	13	2'16.650	28.979	30.638	40.646	36.387	207.6	
10	2'16.477	28.755	30.584	40.619	36.519	214.3	22nd 9 Toni FINSTERBUSC Racing Team German GER Runs=1 Total laps=10 Full laps=9							
11	2'16.466	28.842	30.623	40.572	36.429	213.9	1	20'19.766	18'25.576	32.948	43.590	37.652		
18th 32 Isaac VIÑALES Ongetta-Centro Seta SPA Runs=5 Total laps=12 Full laps=5							2	2'19.365	29.587	31.172	41.450	37.156	210.5	
1	2'57.460 P	43.170	36.000	49.060	49.230		3	2'19.394	29.849	31.317	41.235	36.993	207.1	
2	6'12.321	4'12.458	33.535	45.965	40.363		4	2'17.975	29.348	30.897	40.955	36.775	206.4	
3	2'27.033	31.094	32.591	44.307	39.041	205.4	5	2'38.527	29.954	32.243	58.728	37.602	206.2	
4	2'32.153 P	29.754	32.465	43.336	46.598	210.7	6	2'43.227	29.429	31.175	1'04.484	38.139	209.9	
5	6'28.395 P	4'28.683	32.069	43.197	44.446		7	2'18.486	29.677	30.979	40.987	36.843	207.1	
6	4'33.017	2'40.287	31.411	41.902	39.417		8	2'19.756	29.834	31.596	41.550	36.776	205.8	
7	2'19.729	29.551	31.375	41.435	37.368	206.9	9	2'17.150	29.218	30.649	40.608	36.675	207.3	
8	1'16.858 P	29.429				206.7	10	2'16.828	29.182	30.867	40.274	36.505	206.7	
9	5'05.313	3'14.646	32.271	41.233	37.163		23rd 28 Josep RODRIGUEZ Moto FGR SPA Runs=3 Total laps=13 Full laps=9							
10	2'17.258	29.128	30.748	40.661	36.721	206.5	1	2'53.097 P	40.035	35.510	47.227	50.325		
11	2'18.242	29.360	30.885	41.143	36.854	213.4	2	8'20.332	6'22.808	33.461	45.227	38.836		
12	2'16.394	28.919	30.349	40.753	36.373	211.6	3	2'24.817	30.265	32.405	43.160	38.987	208.7	
19th 8 Jack MILLER Caretta Technology AUS Runs=2 Total laps=11 Full laps=8							4	2'23.390	29.865	31.910	43.125	38.490	207.8	
1	13'21.942	11'16.126	35.309	48.246	42.261		5	2'21.706	29.679	31.886	42.317	37.824	207.8	
2	2'25.170	30.321	32.642	43.643	38.564	204.7	6	2'20.321	29.437	31.545	41.862	37.477	207.1	
3	2'26.937	29.918	32.052	42.890	42.077	208.5	7	1'23.510 P	32.300				207.9	
4	2'20.688	29.683	31.729	41.842	37.434	206.5	8	8'10.337	6'06.986	31.697	42.389	49.265		
5	2'20.086	29.500	31.345	41.883	37.358	208.3	9	2'19.895	29.466	31.523	41.613	37.293	206.9	
6	1'31.202 P	40.100				208.3	10	2'22.928	32.080	32.113	41.461	37.274	205.6	
7	7'46.876	5'32.140	31.951	50.812	51.973		11	2'16.877	28.820	30.649	40.782	36.626	211.7	
8	2'17.911	29.166	30.914	41.155	36.676	209.4	12	2'17.411	29.063	30.794	40.890	36.664	210.3	
9	2'17.360	28.901	30.783	40.824	36.852	210.2	13	2'17.412	28.969	30.653	40.856	36.934	213.3	
10	2'26.826	33.884	34.126	42.205	36.611	211.2								
11	2'16.404	28.782	30.711	40.464	36.447	212.7								

Fastest Lap: Zulfahmi KHAIRUDDIN AirAsia-Sic-Ajo MAL **2'13.885** 28.286 30.089 39.985 35.525

These data/results cannot be reproduced, stored and/or transmitted in whole or in part by any manner of electronic, mechanical, photocopying, recording, broadcasting or otherwise now known or herein after developed without the previous express consent by the copyright owner, except for reproduction in daily press and regular printed publications on sale to the public within 60 days of the event related to those data/results and always provided that copyright symbol appears together as follows below.
© DORNA, 2012



Qualifying Practice

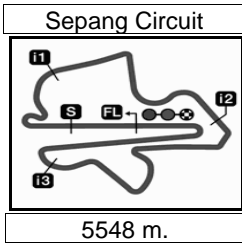
Moto3

Lap	Lap Time	T1	T2	T3	T4	Speed	Lap	Lap Time	T1	T2	T3	T4	Speed	
24th	12	Alex MARQUEZ Ambrogio Next Racing SPA						28th	51	Kenta FUJII Technomag-CIP-TSR JPN				
		Runs=4	Total laps=13	Full laps=6					Runs=2	Total laps=12	Full laps=9			
1	7'19.175	5'07.266	40.703	47.770	43.436		1	6'47.425	4'47.742	33.488	45.587	40.608		
2	2'23.821	30.309	31.470	43.862	38.180	214.3	2	2'26.801	30.957	32.944	44.499	38.401	203.0	
3	2'21.393	29.410	31.362	42.745	37.876	206.5	3	2'22.684	29.880	32.144	42.399	38.261	210.9	
4	2'19.734	29.165	31.106	42.156	37.307	210.4	4	2'30.269 P	29.439	32.422	42.963	45.445	214.6	
5	2'20.402	29.605	31.251	41.888	37.658	208.4	5	9'37.631	7'46.116	31.771	42.189	37.555		
6	1'19.202 P	30.148				213.0	6	2'19.860	29.267	31.316	41.975	37.302	211.6	
7	7'16.523	5'25.807	31.863	41.735	37.118		7	2'18.829	29.395	31.072	41.501	36.861	210.8	
8	2'17.274	29.139	30.707	40.637	36.791	206.8	8	2'18.619	29.243	31.007	41.404	36.965	213.1	
9	2'16.979	29.062	30.642	40.626	36.649	206.2	9	2'32.376	29.217	31.371	47.333	44.455	212.6	
10	1'17.353 P	29.493				207.1	10	2'20.074	29.982	31.071	42.146	36.875	212.1	
11	4'33.311	2'38.020	30.909	41.291	43.091		11	2'18.234	29.046	31.183	41.182	36.823	213.4	
12	2'58.188 P	28.763	30.230	40.001	1'19.194	211.1	12	2'17.926	29.217	30.915	41.191	36.603	212.7	
13	1'56.300 P	56.208												
25th	99	Danny WEBB Mahindra Racing GBR						29th	80	Armando PONTONE Ioda Team Italia ITA				
		Runs=2	Total laps=14	Full laps=10					Runs=3	Total laps=13	Full laps=9			
1	2'45.383	41.224	34.631	49.154	40.374		1	2'53.953 P	36.030	36.186	48.655	53.082		
2	2'26.756	30.446	32.810	44.429	39.071	201.3	2	5'57.062	3'54.006	34.845	47.601	40.610		
3	2'24.212	30.257	32.156	43.350	38.449	201.8	3	2'30.344	31.768	33.812	45.063	39.701	199.7	
4	2'22.355	29.946	31.574	42.846	37.989	202.7	4	2'26.959	30.695	32.743	44.151	39.370	201.9	
5	2'20.369	29.464	31.089	42.085	37.731	207.5	5	2'57.343	40.588	51.828	45.444	39.483	199.2	
6	2'19.676	29.657	31.028	41.560	37.431	209.8	6	2'30.436	30.472	32.275	43.297	44.392	202.6	
7	2'19.382	29.464	31.148	41.405	37.365	206.2	7	2'22.020	30.265	32.221	41.945	37.589	201.7	
8	2'18.973	29.548	31.167	41.000	37.258	204.6	8	2'32.951 P	29.927	31.958	45.004	46.062	205.8	
9	2'18.687	29.422	30.966	40.974	37.325	206.9	9	7'09.597	5'13.145	32.951	42.572	40.929		
10	1'17.252 P	29.625				207.8	10	2'31.643	31.243	38.714	42.475	39.211	201.6	
11	8'43.048	6'20.020	41.858	1'03.023	38.147		11	2'19.663	29.695	31.375	41.337	37.256	207.5	
12	2'18.410	29.522	31.604	40.594	36.690	207.5	12	2'44.311	29.552	31.124	58.663	44.972	204.6	
13	2'17.545	29.273	30.826	40.672	36.774	209.5	13	2'18.817	29.467	31.029	41.123	37.198	205.8	
unfinished		29.155	31.231			207.7								
26th	17	John McPHEE Caretta Technology GBR						30th	29	Luca AMATO Mapfre Aspar Team M GER				
		Runs=5	Total laps=9	Full laps=1					Runs=2	Total laps=16	Full laps=13			
1	2'46.921	38.487	35.275	51.202	41.957		1	3'41.939	1'29.208	36.191	52.556	43.984		
2	2'39.791 P	30.439	32.603	47.271	49.478	205.2	2	2'32.756	32.152	34.318	46.700	39.586	213.1	
3	8'58.786	7'03.768	35.171	41.997	37.850		3	2'29.407	30.549	32.641	46.731	39.486	213.5	
4	2'34.724 P	29.579	31.960	44.363	48.822	210.9	4	2'25.307	30.156	32.244	44.366	38.541	212.6	
5	6'05.487 P	4'02.039	33.987	42.259	47.202		5	2'23.589	29.843	32.030	43.689	38.027	212.9	
6	5'50.722	3'49.567	32.572	46.291	42.292		6	2'21.885	29.719	31.414	43.165	37.587	213.3	
7	2'29.004 P	29.884	31.394	41.591	46.135	203.2	7	2'20.809	29.546	31.167	42.609	37.487	213.6	
8	7'50.632	5'59.572	32.701	41.488	36.871		8	2'21.628	29.440	31.106	42.317	38.765	214.5	
9	2'17.558	29.109	30.932	40.891	36.626	209.4	9	2'20.413	29.633	31.004	42.369	37.407	212.9	
27th	30	Giulian PEDONE Ambrogio Next Racing SWI						31st	20	Riccardo MORETTI Mahindra Racing ITA				
		Runs=2	Total laps=14	Full laps=11					Runs=3	Total laps=7	Full laps=2			
1	3'02.109	53.657	35.883	49.326	43.243		1	2'47.544	38.278	36.179	50.468	42.619		
2	2'31.562	31.813	33.721	45.448	40.580	200.6	2	2'45.653 P	31.844	35.057	48.437	50.315	202.5	
3	2'36.797	30.680	33.009			202.8	3	11'48.185	9'52.805	33.415	43.846	38.119		
4	2'30.932	30.761	33.246	46.401	40.524	204.9	4	2'21.960	29.841	31.769	42.143	38.207	205.4	
5	2'26.042	30.615	32.753	43.954	38.720	201.5	5	1'20.465 P	30.289				204.8	
6	2'24.115	30.136	32.289	43.604	38.086	202.8	6	17'24.105	15'30.772	32.493	42.627	38.213		
7	2'22.351	29.923	31.866	42.721	37.841	203.7	7	2'26.663	29.632	31.268	45.634	40.129	206.4	
8	1'22.496 P	30.143				204.0								
9	8'55.861	6'48.672	33.840	44.705	48.644									
10	2'19.287	29.326	31.137	41.758	37.066	211.1								
11	2'42.440	30.697	36.404	51.070	44.269	203.3								
12	2'18.967	29.351	31.130	41.334	37.152	207.6								
13	2'28.690	29.954	31.428	42.843	44.465	205.2								
14	2'17.732	28.977	30.875	40.890	36.990	209.9								

Fastest Lap: Zulfahmi KHAIRUDDIN AirAsia-Sic-Ajo MAL **2'13.885** 28.286 30.089 39.985 35.525

These data/results cannot be reproduced, stored and/or transmitted in whole or in part by any manner of electronic, mechanical, photocopying, recording, broadcasting or otherwise now known or herein after developed without the previous express consent by the copyright owner, except for reproduction in daily press and regular printed publications on sale to the public within 60 days of the event related to those data/results and always provided that copyright symbol appears together as follows below.
© DORNA, 2012





Computerised results and timing service provided by **TISSOT**

Moto3

MALAYSIAN MOTORCYCLE GRAND PRIX
Provisional Starting Grid

Race : 18 laps = 99.864 km



1	1 2'13.885 63 Zulfahmi KHAIRUDDIN KTM	2	2 2'14.151 94 Jonas FOLGER Kalex KTM	3	3 2'14.599 11 Sandro CORTESE KTM
2	4 2'14.681 96 Louis ROSSI FTR Honda	3	5 2'14.817 39 Luis SALOM Kalex KTM	4	6 2'15.316 44 Miguel OLIVEIRA Suter Honda
3	7 2'15.366 7 Efen VAZQUEZ FTR Honda	4	8 2'15.469 41 Brad BINDER Kalex KTM	5	9 2'15.814 42 Alex RINS Suter Honda
4	10 2'15.858 26 Adrian MARTIN FTR Honda	5	11 2'15.897 52 Danny KENT KTM	6	12 2'15.913 27 Niccolò ANTONELLI FTR Honda
5	13 2'15.915 19 Alessandro TONUCCI FTR Honda	6	14 2'16.087 84 Jakub KORNFEIL FTR Honda	7	15 2'16.108 23 Alberto MONCAYO FTR Honda
6	16 2'16.142 31 Niklas AJO KTM	7	17 2'16.229 5 Romano FENATI FTR Honda	8	18 2'16.394 32 Isaac VIÑALES FTR Honda
7	19 2'16.404 8 Jack MILLER Honda	8	20 2'16.633 89 Alan TECHER TSR Honda	9	21 2'16.650 61 Arthur SISSIS KTM

The results are provisional until the end of the limit for protest and appeals and until the ratification of the Event Management Committee.

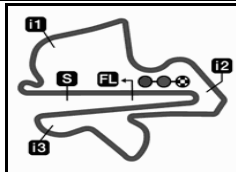
Time limit for protest expires 60' at the latest after publication of the results - Mr. Time:

These data/results cannot be reproduced, stored and/or transmitted in whole or in part by any manner of electronic, mechanical, photocopying, recording, broadcasting or otherwise now known or herein after developed without the previous express consent by the copyright owner, except for reproduction in daily press and regular printed publications on sale to the public within 60 days of the event related to those data/results and always provided that copyright symbol appears together as follows below.

© DORNA, 2012

Official MotoGP Timing by **TISSOT**
 www.motogp.com





5548 m.

MALAYSIAN MOTORCYCLE GRAND PRIX

Provisional Starting Grid

Race : 18 laps = 99.864 km

8

22
2'16.828
9 Toni FINSTERBUSCH
Honda

23
2'16.877
28 Josep RODRIGUEZ
FGR Honda

24
2'16.979
12 Alex MARQUEZ
Suter Honda

9

25
2'17.545
99 Danny WEBB
Mahindra

26
2'17.558
17 John McPHEE
KRP Honda

27
2'17.732
30 Giulian PEDONE
Suter Honda

10

28
2'17.926
51 Kenta FUJII
TSR Honda

29
2'18.817
80 Armando PONTONE
Ioda

30
2'18.975
29 Luca AMATO
Kalex KTM

11

31
2'21.960
20 Riccardo MORETTI
Mahindra

The results are provisional until the end of the limit for protest and appeals and until the ratification of the Event Management Committee.

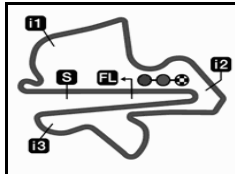
Time limit for protest expires 60' at the latest after publication of the results - Mr. Time:

These data/results cannot be reproduced, stored and/or transmitted in whole or in part by any manner of electronic, mechanical, photocopying, recording, broadcasting or otherwise now known or herein after developed without the previous express consent by the copyright owner, except for reproduction in daily press and regular printed publications on sale to the public within 60 days of the event related to those data/results and always provided that copyright symbol appears together as follows below.

© DORNA, 2012



Sepang Circuit



5548 m.

Computerised results and timing service provided by **TISSOT****Moto3****MALAYSIAN MOTORCYCLE GRAND PRIX***After the Qualifying Practice***Event Best Maximum Speed**

<i>Rider</i>	<i>Nation Team</i>	<i>Motorcycle</i>	<i>Km/h</i>	
63 Zulfahmi KHAIRUDDIN	MAL AirAsia-Sic-Ajo	KTM	222.7	Free Practice Nr. 3
61 Arthur SISSIS	AUS Red Bull KTM Ajo	KTM	222.0	Free Practice Nr. 3
19 Alessandro TONUCCI	ITA Team Italia FMI	FTR HONDA	221.5	Free Practice Nr. 1
11 Sandro CORTESE	GER Red Bull KTM Ajo	KTM	220.4	Free Practice Nr. 1
94 Jonas FOLGER	GER Mapfre Aspar Team Moto3	KALEX KTM	219.6	Free Practice Nr. 3
28 Josep RODRIGUEZ	SPA Moto FGR	FGR HONDA	219.2	Free Practice Nr. 3
29 Luca AMATO	GER Mapfre Aspar Team Moto3	KALEX KTM	219.0	Free Practice Nr. 3
52 Danny KENT	GBR Red Bull KTM Ajo	KTM	218.9	Free Practice Nr. 1
51 Kenta FUJII	JPN Technomag-CIP-TSR	TSR HONDA	218.9	Free Practice Nr. 3
41 Brad BINDER	RSA RW Racing GP	KALEX KTM	218.7	Qualifying Practice
31 Niklas AJO	FIN TT Motion Events Racing	KTM	218.4	Free Practice Nr. 1
39 Luis SALOM	SPA RW Racing GP	KALEX KTM	218.4	Free Practice Nr. 3
12 Alex MARQUEZ	SPA Ambrogio Next Racing	SUTER HONDA	218.4	Free Practice Nr. 1
27 Niccolò ANTONELLI	ITA San Carlo Gresini Moto3	FTR HONDA	218.3	Free Practice Nr. 3
8 Jack MILLER	AUS Caretta Technology	HONDA	218.2	Free Practice Nr. 3
96 Louis ROSSI	FRA Racing Team Germany	FTR HONDA	217.3	Free Practice Nr. 1
5 Romano FENATI	ITA Team Italia FMI	FTR HONDA	217.0	Free Practice Nr. 3
26 Adrian MARTIN	SPA JHK t-shirt Laglisse	FTR HONDA	216.7	Free Practice Nr. 3
44 Miguel OLIVEIRA	POR Estrella Galicia 0,0	SUTER HONDA	216.7	Free Practice Nr. 3
7 Efren VAZQUEZ	SPA JHK t-shirt Laglisse	FTR HONDA	216.6	Free Practice Nr. 3
23 Alberto MONCAYO	SPA Andalucia JHK t-shirt Laglisse	FTR HONDA	216.6	Free Practice Nr. 3
42 Alex RINS	SPA Estrella Galicia 0,0	SUTER HONDA	216.1	Free Practice Nr. 3
84 Jakub KORNFEIL	CZE Redox-Ongetta-Centro Seta	FTR HONDA	215.7	Free Practice Nr. 3
89 Alan TECHER	FRA Technomag-CIP-TSR	TSR HONDA	215.2	Qualifying Practice
17 John McPHEE	GBR Caretta Technology	KRP HONDA	214.8	Free Practice Nr. 3
32 Isaac VIÑALES	SPA Ongetta-Centro Seta	FTR HONDA	214.2	Free Practice Nr. 2
9 Toni FINSTERBUSCH	GER Racing Team Germany	HONDA	213.9	Free Practice Nr. 3
30 Giulian PEDONE	SWI Ambrogio Next Racing	SUTER HONDA	212.8	Free Practice Nr. 1
99 Danny WEBB	GBR Mahindra Racing	MAHINDRA	211.2	Free Practice Nr. 3
80 Armando PONTONE	ITA Ioda Team Italia	IODA	211.0	Free Practice Nr. 3
20 Riccardo MORETTI	ITA Mahindra Racing	MAHINDRA	206.9	Free Practice Nr. 3

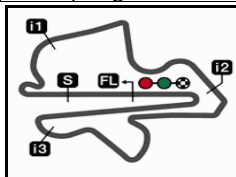
These data/results cannot be reproduced, stored and/or transmitted in whole or in part by any manner of electronic, mechanical, photocopying, recording, broadcasting or otherwise now known or herein after developed without the previous express consent by the copyright owner, except for reproduction in daily press and regular printed publications on sale to the public within 60 days of the event related to those data/results and always provided that copyright symbol appears together as follows below.

© DORNA, 2012

Official MotoGP Timing by **TISSOT**
www.motogp.com

**Sepang, Saturday, October 20, 2012**

Sepang Circuit

Computerised results and timing service provided by **TISSOT****Moto3**

5548 m.

MALAYSIAN MOTORCYCLE GRAND PRIX**Qualifying Practice****Best Partial Times***IT* Ideal Lap Time, sum of the best partial times*BT* Best Lap Time

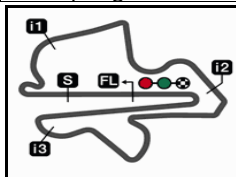
T1		T2		T3		T4				<i>IT</i>	<i>BT</i>	
<i>Pos</i>	<i>Rider</i>	<i>Time</i>	<i>Rider</i>	<i>Time</i>	<i>Rider</i>	<i>Time</i>	<i>Rider</i>	<i>Time</i>	<i>Pos</i>	<i>Rider</i>		
1	Z.KHAIRUDDIN	28.205	Z.KHAIRUDDIN	30.089	S.CORTESE	39.781	Z.KHAIRUDDIN	35.525	1	Z.KHAIRUDDIN	2'13.804	2'13.885 (1)
2	S.CORTESE	28.237	L.ROSSI	30.200	J.FOLGER	39.794	J.FOLGER	35.615	2	J.FOLGER	2'13.959	2'14.151 (2)
3	J.FOLGER	28.311	S.CORTESE	30.229	L.ROSSI	39.849	S.CORTESE	35.721	3	S.CORTESE	2'13.968	2'14.599 (3)
4	B.BINDER	28.362	A.MARQUEZ	30.230	L.SALOM	39.859	L.SALOM	35.835	4	L.ROSSI	2'14.610	2'14.681 (4)
5	E.VAZQUEZ	28.414	J.FOLGER	30.239	M.OLIVEIRA	39.984	E.VAZQUEZ	35.922	5	L.SALOM	2'14.630	2'14.817 (5)
6	L.ROSSI	28.509	M.OLIVEIRA	30.314	Z.KHAIRUDDIN	39.985	B.BINDER	35.937	6	B.BINDER	2'14.798	2'15.469 (8)
7	A.TONUCCI	28.540	L.SALOM	30.329	A.MARQUEZ	40.001	L.ROSSI	36.052	7	E.VAZQUEZ	2'14.987	2'15.366 (7)
8	M.OLIVEIRA	28.542	I.VIÑALES	30.349	B.BINDER	40.082	A.TONUCCI	36.190	8	M.OLIVEIRA	2'15.084	2'15.316 (6)
9	A.MONCAYO	28.584	J.KORNFEIL	30.406	N.ANTONELLI	40.155	M.OLIVEIRA	36.244	9	D.KENT	2'15.636	2'15.897 (11)
10	A.RINS	28.598	B.BINDER	30.417	D.KENT	40.187	A.RINS	36.249	10	A.MARQUEZ	2'15.643	2'16.979 (24)
11	L.SALOM	28.607	E.VAZQUEZ	30.453	E.VAZQUEZ	40.198	A.MARTIN	36.265	11	N.ANTONELLI	2'15.707	2'15.913 (12)
12	A.MARTIN	28.608	N.ANTONELLI	30.462	T.FINSTERBUSC	40.274	A.MONCAYO	36.281	12	A.RINS	2'15.718	2'15.814 (9)
13	N.ANTONELLI	28.629	D.KENT	30.463	A.MARTIN	40.313	D.KENT	36.299	13	A.TONUCCI	2'15.769	2'15.915 (13)
14	D.KENT	28.687	N.AJO	30.501	A.RINS	40.357	J.KORNFEIL	36.322	14	A.MARTIN	2'15.778	2'15.858 (10)
15	R.FENATI	28.755	A.RINS	30.514	J.KORNFEIL	40.390	R.FENATI	36.323	15	J.KORNFEIL	2'15.989	2'16.087 (14)
16	A.MARQUEZ	28.763	R.FENATI	30.584	A.TONUCCI	40.393	N.AJO	36.371	16	A.MONCAYO	2'16.014	2'16.108 (15)
17	J.MILLER	28.782	A.MARTIN	30.592	N.AJO	40.425	I.VIÑALES	36.373	17	N.AJO	2'16.142	2'16.142 (16)
18	A.TECHER	28.782	A.SISSIS	30.638	J.MILLER	40.464	A.SISSIS	36.387	18	R.FENATI	2'16.154	2'16.229 (17)
19	J.RODRIGUEZ	28.820	A.TECHER	30.640	A.MONCAYO	40.482	J.MILLER	36.447	19	I.VIÑALES	2'16.302	2'16.394 (18)
20	A.SISSIS	28.843	A.TONUCCI	30.646	R.FENATI	40.492	N.ANTONELLI	36.461	20	J.MILLER	2'16.404	2'16.404 (19)
21	N.AJO	28.845	T.FINSTERBUSC	30.649	D.WEBB	40.594	A.TECHER	36.497	21	A.SISSIS	2'16.514	2'16.650 (21)
22	J.KORNFEIL	28.871	J.RODRIGUEZ	30.649	A.SISSIS	40.646	T.FINSTERBUSC	36.505	22	T.FINSTERBU	2'16.610	2'16.828 (22)
23	I.VIÑALES	28.919	A.MONCAYO	30.667	I.VIÑALES	40.661	K.FUJII	36.603	23	A.TECHER	2'16.633	2'16.633 (20)
24	G.PEDONE	28.977	J.MILLER	30.711	A.TECHER	40.714	J.McPHEE	36.626	24	J.RODRIGUEZ	2'16.877	2'16.877 (23)

These data/results cannot be reproduced, stored and/or transmitted in whole or in part by any manner of electronic, mechanical, photocopying, recording, broadcasting or otherwise now known or herein after developed without the previous express consent by the copyright owner, except for reproduction in daily press and regular printed publications on sale to the public within 60 days of the event related to those data/results and always provided that copyright symbol appears together as follows below.
© DORNA, 2012

Official MotoGP Timing by **TISSOT**
www.motogp.com



Sepang Circuit

Computerised results and timing service provided by **TISSOT****Moto3**

5548 m.

MALAYSIAN MOTORCYCLE GRAND PRIX**Qualifying Practice****Best Partial Times***IT* Ideal Lap Time, sum of the best partial times*BT* Best Lap Time

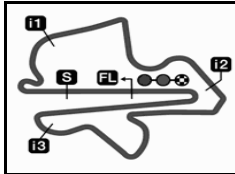
Pos	<i>T1</i>		<i>T2</i>		<i>T3</i>		<i>T4</i>		Pos	Rider	<i>IT</i>	<i>BT</i>
	Rider	Time	Rider	Time	Rider	Time	Rider	Time				
25	K.FUJII	29.046	D.WEBB	30.826	J.RODRIGUEZ	40.782	J.RODRIGUEZ	36.626	25	D.WEBB	2'17.265	2'17.545 (25)
26	J.McPHEE	29.109	L.AMATO	30.868	G.PEDONE	40.890	A.MARQUEZ	36.649	26	J.McPHEE	2'17.558	2'17.558 (26)
27	D.WEBB	29.155	G.PEDONE	30.875	J.McPHEE	40.891	D.WEBB	36.690	27	G.PEDONE	2'17.732	2'17.732 (27)
28	T.FINSTERBUSCH	29.182	K.FUJII	30.915	A.PONTONE	41.123	L.AMATO	36.919	28	K.FUJII	2'17.746	2'17.926 (28)
29	L.AMATO	29.261	J.McPHEE	30.932	K.FUJII	41.182	G.PEDONE	36.990	29	L.AMATO	2'18.660	2'18.975 (30)
30	A.PONTONE	29.467	A.PONTONE	31.029	L.AMATO	41.612	A.PONTONE	37.198	30	A.PONTONE	2'18.817	2'18.817 (29)
31	R.MORETTI	29.632	R.MORETTI	31.268	R.MORETTI	42.143	R.MORETTI	38.207	31	R.MORETTI	2'21.250	2'21.960 (31)

These data/results cannot be reproduced, stored and/or transmitted in whole or in part by any manner of electronic, mechanical, photocopying, recording, broadcasting or otherwise now known or herein after developed without the previous express consent by the copyright owner, except for reproduction in daily press and regular printed publications on sale to the public within 60 days of the event related to those data/results and always provided that copyright symbol appears together as follows below.
© DORNA, 2012

Official MotoGP Timing by **TISSOT**
www.motogp.com




Sepang Circuit

Computerised results and timing service provided by **TISSOT****Moto3**

5548 m.

MALAYSIAN MOTORCYCLE GRAND PRIX**Qualifying Practice****Fastest Laps Sequence**

<i>Practice Time</i>	 <i>Rider</i>	<i>Nation</i>	<i>Motorcycle</i>	<i>Time</i>	<i>Km/h</i>	<i>Rider's Lap</i>
5'12.139	99 Danny WEBB	GBR	MAHINDRA	2'26.756	136.095	2
7'36.351	99 Danny WEBB	GBR	MAHINDRA	2'24.212	138.496	3
9'42.996	12 Alex MARQUEZ	SPA	SUTER HONDA	2'23.821	138.872	2
9'58.706	99 Danny WEBB	GBR	MAHINDRA	2'22.355	140.302	4
10'26.168	63 Zulfahmi KHAIRUDDIN	MAL	KTM	2'21.274	141.376	2
10'27.616	23 Alberto MONCAYO	SPA	FTR HONDA	2'20.677	141.976	3
12'04.121	39 Luis SALOM	SPA	KALEX KTM	2'20.271	142.387	3
12'45.494	63 Zulfahmi KHAIRUDDIN	MAL	KTM	2'19.326	143.352	3
14'23.257	39 Luis SALOM	SPA	KALEX KTM	2'19.136	143.548	4
14'37.495	19 Alessandro TONUCCI	ITA	FTR HONDA	2'18.557	144.148	4
15'03.280	63 Zulfahmi KHAIRUDDIN	MAL	KTM	2'17.786	144.955	4
15'03.913	7 Efren VAZQUEZ	SPA	FTR HONDA	2'17.462	145.296	4
17'19.974	63 Zulfahmi KHAIRUDDIN	MAL	KTM	2'16.694	146.113	5
17'21.343	94 Jonas FOLGER	GER	KALEX KTM	2'16.371	146.459	4
19'37.210	94 Jonas FOLGER	GER	KALEX KTM	2'15.867	147.002	5
25'03.189	11 Sandro CORTESE	GER	KTM	2'15.451	147.454	5
26'14.772	63 Zulfahmi KHAIRUDDIN	MAL	KTM	2'15.321	147.595	8
28'29.129	63 Zulfahmi KHAIRUDDIN	MAL	KTM	2'14.357	148.654	9
33'14.714	94 Jonas FOLGER	GER	KALEX KTM	2'14.334	148.680	8
37'25.539	63 Zulfahmi KHAIRUDDIN	MAL	KTM	2'14.109	148.929	12
39'39.424	63 Zulfahmi KHAIRUDDIN	MAL	KTM	2'13.885	149.178	13

These data/results cannot be reproduced, stored and/or transmitted in whole or in part by any manner of electronic, mechanical, photocopying, recording, broadcasting or otherwise now known or herein after developed without the previous express consent by the copyright owner, except for reproduction in daily press and regular printed publications on sale to the public within 60 days of the event related to those data/results and always provided that copyright symbol appears together as follows below.

© DORNA, 2012

Official MotoGP Timing by **TISSOT**
www.motogp.com

**Sepang, Saturday, October 20, 2012**