


5078 m.

GRAN PREMIO IVECO DE ARAGÓN**Warm Up****Classification****13**

	<i>Rider</i>	<i>Nation</i>	<i>Team</i>	<i>Motorcycle</i>	<i>Time</i>	<i>Lap</i>	<i>Total</i>	<i>Gap</i>	<i>Top Speed</i>
1	52 Danny KENT	GBR	Red Bull KTM Ajo	KTM	2'01.790	9	10		230.4
2	61 Arthur SISSIS	AUS	Red Bull KTM Ajo	KTM	2'02.043	8	10	0.253 0.253	232.9
3	7 Efren VAZQUEZ	SPA	JHK t-shirt Laglisse	FTR HONDA	2'02.050	8	10	0.260 0.007	229.7
4	5 Romano FENATI	ITA	Team Italia FMI	FTR HONDA	2'02.217	9	10	0.427 0.167	227.2
5	42 Alex RINS	SPA	Estrella Galicia 0,0	SUTER HONDA	2'02.278	8	10	0.488 0.061	229.1
6	63 Zulfahmi KHAIRUDDIN	MAL	AirAsia-Sic-Ajo	KTM	2'02.726	8	8	0.936 0.448	232.5
7	94 Jonas FOLGER	GER	Mapfre Aspar Team Moto3	KALEX KTM	2'02.756	5	9	0.966 0.030	227.1
8	25 Maverick VIÑALES	SPA	Blusens Avintia	FTR HONDA	2'02.774	9	10	0.984 0.018	224.8
9	31 Niklas AJO	FIN	TT Motion Events Racing	KTM	2'02.776	10	10	0.986 0.002	229.9
10	44 Miguel OLIVEIRA	POR	Estrella Galicia 0,0	SUTER HONDA	2'02.868	7	9	1.078 0.092	225.7
11	11 Sandro CORTESE	GER	Red Bull KTM Ajo	KTM	2'03.016	8	8	1.226 0.148	234.7
12	23 Alberto MONCAYO	SPA	Andalucia JHK t-shirt Laglisse	FTR HONDA	2'03.088	6	8	1.298 0.072	226.0
13	27 Niccolò ANTONELLI	ITA	San Carlo Gresini Moto3	FTR HONDA	2'03.158	6	9	1.368 0.070	227.7
14	96 Louis ROSSI	FRA	Racing Team Germany	FTR HONDA	2'03.161	5	7	1.371 0.003	223.1
15	26 Adrian MARTIN	SPA	JHK t-shirt Laglisse	FTR HONDA	2'03.240	10	10	1.450 0.079	224.4
16	12 Alex MARQUEZ	SPA	Ambrogio Next Racing	SUTER HONDA	2'03.251	5	10	1.461 0.011	221.4
17	84 Jakub KORNFEIL	CZE	Redox-Ongetta-Centro Seta	FTR HONDA	2'03.360	9	10	1.570 0.109	224.1
18	9 Toni FINSTERBUSCH	GER	Racing Team Germany	HONDA	2'03.441	8	10	1.651 0.081	226.7
19	8 Jack MILLER	AUS	Caretta Technology	HONDA	2'03.681	8	10	1.891 0.240	224.8
20	19 Alessandro TONUCCI	ITA	Team Italia FMI	FTR HONDA	2'03.766	6	10	1.976 0.085	226.9
21	53 Jasper IWEMA	NED	Moto FGR	FGR HONDA	2'04.012	10	10	2.222 0.246	223.7
22	41 Brad BINDER	RSA	RW Racing GP	KALEX KTM	2'04.155	8	10	2.365 0.143	231.0
23	17 John McPHEE	GBR	Caretta Technology	KRP HONDA	2'04.720	7	10	2.930 0.565	223.2
24	29 Luca AMATO	GER	Mapfre Aspar Team Moto3	KALEX KTM	2'05.526	5	8	3.736 0.806	232.7
25	99 Danny WEBB	GBR	Mahindra Racing	MAHINDRA	2'05.615	6	8	3.825 0.089	219.4
26	32 Isaac VIÑALES	SPA	Ongetta-Centro Seta	FTR HONDA	2'05.631	8	10	3.841 0.016	225.8
27	80 Armando PONTONE	ITA	IodaRacing Project	IODA	2'05.664	6	9	3.874 0.033	220.6
28	58 Juan Francisco GUEVAR	SPA	Wild Wolf BST	FTR HONDA	2'05.709	8	8	3.919 0.045	220.9
29	89 Alan TECHER	FRA	Technomag-CIP-TSR	TSR HONDA	2'05.726	7	10	3.936 0.017	226.3
30	30 Giulian PEDONE	SWI	Ambrogio Next Racing	SUTER HONDA	2'05.780	8	9	3.990 0.054	219.3
31	49 Jorge NAVARRO	SPA	Bradol Larresport	HONDA	2'06.680	6	8	4.890 0.900	213.8
32	51 Kenta FUJII	JPN	Technomag-CIP-TSR	TSR HONDA	2'07.739	3	9	5.949 1.059	222.8
33	95 Miroslav POPOV	CZE	Mahindra Racing	MAHINDRA	2'08.321	8	8	6.531 0.582	211.1
34	39 Luis SALOM	SPA	RW Racing GP	KALEX KTM	2'09.216	2	2	7.426 0.895	227.0

Not Classified3 **Luigi MORCIANO**

ITA Ioda Team Italia

IODA

Practice condition: Dry

Air: 13°

Humidity: 74%

Ground: 16°

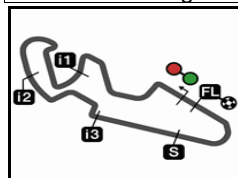
Fastest Lap:	Lap: 9	Danny KENT	2'01.790	150.1 Km/h
Circuit Record Lap:		New category		
Circuit Best Lap:	2012	Jonas FOLGER	2'01.715	150.193 Km/h

The results are provisional until the end of the limit for protest and appeals.

Time limit for protest expires 60' after publication of the results - Mr. Time:

These data/results cannot be reproduced, stored and/or transmitted in whole or in part by any manner of electronic, mechanical, photocopying, recording, broadcasting or otherwise now known or herein after developed without the previous express consent by the copyright owner, except for reproduction in daily press and regular printed publications on sale to the public within 60 days of the event related to those data/results and always provided that copyright symbol appears together as follows below.

© DORNA, 2012



5078 m.

GRAN PREMIO IVECO DE ARAGÓN

Warm Up

Top Speed & Average

14

Rider	Nation	Motorcycle	Top 5 speeds					Average	Top
11 Sandro CORTESE	GER	KTM	234.7	230.3	229.2	228.5	227.0	229.9	234.7
61 Arthur SISSIS	AUS	KTM	232.9	232.5	231.8	229.8	226.1	230.6	232.9
29 Luca AMATO	GER	KALEX KTM	232.7	221.3	220.6	220.2	220.1	223.0	232.7
63 Zulfahmi KHAIRUDDIN	MAL	KTM	232.5	231.3	230.7	230.2	229.7	230.9	232.5
41 Brad BINDER	RSA	KALEX KTM	231.0	228.8	225.0	223.7	223.4	226.4	231.0
52 Danny KENT	GBR	KTM	230.4	230.4	230.1	229.3	227.7	229.6	230.4
31 Niklas AJO	FIN	KTM	229.9	229.6	229.2	228.2	228.1	229.0	229.9
7 Efren VAZQUEZ	SPA	FTR HONDA	229.7	228.5	228.3	227.2	226.8	228.1	229.7
42 Alex RINS	SPA	SUTER HONDA	229.1	225.8	223.1	223.1	221.4	224.5	229.1
27 Niccolò ANTONELLI	ITA	FTR HONDA	227.7	226.8	225.0	221.5	220.7	224.3	227.7
5 Romano FENATI	ITA	FTR HONDA	227.2	227.0	226.2	225.1	224.0	225.9	227.2
94 Jonas FOLGER	GER	KALEX KTM	227.1	224.3	222.0	220.8	220.7	223.0	227.1
39 Luis SALOM	SPA	KALEX KTM	227.0	224.3				225.6	227.0
19 Alessandro TONUCCI	ITA	FTR HONDA	226.9	226.6	225.7	225.0	223.9	225.6	226.9
9 Toni FINSTERBUSCH	GER	HONDA	226.7	223.0	222.4	221.2	220.3	222.7	226.7
89 Alan TECHER	FRA	TSR HONDA	226.3	225.9	225.8	225.4	225.1	225.7	226.3
23 Alberto MONCAYO	SPA	FTR HONDA	226.0	224.3	224.1	224.0	223.2	224.3	226.0
32 Isaac VIÑALES	SPA	FTR HONDA	225.8	219.9	219.6	219.3	219.2	220.8	225.8
44 Miguel OLIVEIRA	POR	SUTER HONDA	225.7	224.1	222.8	218.4	217.4	221.7	225.7
8 Jack MILLER	AUS	HONDA	224.8	224.4	223.2	222.7	221.9	223.4	224.8
25 Maverick VIÑALES	SPA	FTR HONDA	224.8	222.8	222.7	222.4	221.8	222.9	224.8
26 Adrian MARTIN	SPA	FTR HONDA	224.4	223.7	223.6	223.5	222.4	223.5	224.4
84 Jakub KORNFEIL	CZE	FTR HONDA	224.1	223.8	223.3	223.1	221.6	223.2	224.1
53 Jasper IWEMA	NED	FGR HONDA	223.7	222.9	222.5	222.2	220.5	222.4	223.7
17 John McPHEE	GBR	KRP HONDA	223.2	222.1	221.8	221.4	221.2	222.0	223.2
96 Louis ROSSI	FRA	FTR HONDA	223.1	221.6	220.2	220.1	219.6	220.9	223.1
51 Kenta FUJII	JPN	TSR HONDA	222.8	219.3	217.8	217.5	216.2	218.3	222.8
12 Alex MARQUEZ	SPA	SUTER HONDA	221.4	220.9	220.6	220.2	220.2	220.7	221.4
58 Juan Francisco GUEVARA	SPA	FTR HONDA	220.9	220.0	219.4	219.1	218.8	219.6	220.9
80 Armando PONTONE	ITA	IODA	220.6	219.9	218.0	217.7	217.7	218.8	220.6
99 Danny WEBB	GBR	MAHINDRA	219.4	217.5	215.6	214.4	213.7	216.1	219.4
30 Giulian PEDONE	SWI	SUTER HONDA	219.3	218.9	218.2	217.9	217.1	218.3	219.3
49 Jorge NAVARRO	SPA	HONDA	213.8	210.3	209.9	209.5	209.1	210.5	213.8
95 Miroslav POPOV	CZE	MAHINDRA	211.1	211.1	210.7	209.6	209.6	210.4	211.1

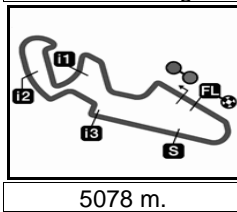
These data/results cannot be reproduced, stored and/or transmitted in whole or in part by any manner of electronic, mechanical, photocopying, recording, broadcasting or otherwise now known or herein after developed without the previous express consent by the copyright owner, except for reproduction in daily press and regular printed publications on sale to the public within 60 days of the event related to those data/results and always provided that copyright symbol appears together as follows below.

© DORNA, 2012

Official MotoGP Timing by **TISSOT**
www.motogp.com



Alcañiz, Sunday, September 30, 2012



GRAN PREMIO IVECO DE ARAGÓN

Warm Up

Chronological Analysis of Performances

15

		<i>T1</i> Time from finish line to 1st intermediate				<i>T3</i> Time from 2nd intermed. to 3rd intermed.							
		<i>T2</i> Time from 1st intermed. to 2nd intermed.				<i>T4</i> Time from 3rd intermediate to finish line							
<i>P</i>	Crossing the finish line in pit lane												
Lap	Lap Time	<i>T1</i>	<i>T2</i>	<i>T3</i>	<i>T4</i>	Speed	Lap	Lap Time	<i>T1</i>	<i>T2</i>	<i>T3</i>	<i>T4</i>	Speed
1st	52 Danny KENT	Red Bull KTM Ajo				GBR							
		Runs=1	Total laps=10	Full laps=9			5th	42 Alex RINS	Estrella Galicia 0,0				SPA
									Runs=1	Total laps=10	Full laps=9		
1	2'38.056	55.859	38.038	31.257	32.902	219.4	1	2'42.378	1'08.655	37.567	24.371	31.785	220.8
2	2'09.810	36.038	37.477	23.970	32.325	220.2	2	2'04.577	35.082	34.977	23.270	31.248	225.8
3	2'04.743	34.682	34.907	24.027	31.127	229.3	3	2'06.777	34.561	35.544	24.876	31.796	221.4
4	2'03.456	34.842	34.436	23.009	31.169	224.3	4	2'03.651	34.869	34.993	22.827	30.962	223.1
5	2'02.742	34.494	34.282	22.801	31.165	224.0	5	2'03.028	34.836	34.464	22.693	31.035	221.2
6	2'02.451	34.366	33.985	22.896	31.204	225.5	6	2'03.049	34.677	34.481	22.708	31.183	219.6
7	2'02.304	34.293	34.190	22.891	30.930	227.7	7	2'02.621	34.332	34.452	22.675	31.162	221.2
8	2'07.886	39.117	34.874	23.013	30.882	230.4	8	2'02.278	34.212	34.327	22.665	31.074	221.3
9	2'01.790	34.134	34.135	22.751	30.770	230.4	9	2'02.401	34.254	34.314	22.691	31.142	223.1
10	2'02.072	34.179	33.858	23.064	30.971	230.1	10	2'04.246	34.607	35.536	23.080	31.023	229.1
2nd	61 Arthur SISIS	Red Bull KTM Ajo				AUS							
		Runs=1	Total laps=10	Full laps=9			6th	63 Zulfahmi KHAIRUD	AirAsia-Sic-Ajo				MAL
									Runs=2	Total laps=8	Full laps=5		
1	2'34.887	56.696	38.797	26.685	32.709	222.8	1	2'44.647	1'10.879	37.583	24.436	31.749	230.7
2	2'06.801	35.820	35.150	24.059	31.772	229.8	2	2'05.205	35.558	35.019	23.484	31.144	231.3
3	2'04.648	35.154	34.929	23.260	31.305	226.1	3	2'11.101 P	34.728	34.697	24.989	36.687	232.5
4	2'03.812	34.958	34.688	23.018	31.148	225.5	4	5'54.752	4'24.643	35.625	23.526	30.958	230.2
5	2'03.523	34.864	34.479	23.058	31.122	225.2	5	2'03.603	35.066	34.779	22.721	31.037	229.0
6	2'10.043	37.673	37.072	23.666	31.632	224.1	6	2'03.202	34.782	34.490	23.044	30.886	229.4
7	2'02.996	34.651	34.710	22.892	30.743	232.5	7	2'03.238	34.601	34.133	22.983	31.521	229.7
8	2'02.043	34.385	34.141	22.676	30.841	231.8	8	2'02.726	34.737	34.163	22.764	31.062	228.3
9	2'02.603	34.659	34.362	22.766	30.816	232.9							
10	2'05.628	34.655	35.046	24.232	31.695	222.4	7th	94 Jonas FOLGER	Mapfre Aspar Team M				GER
									Runs=2	Total laps=9	Full laps=6		
3rd	7 Efren VAZQUEZ	JHK t-shirt Laglisse				SPA							
		Runs=1	Total laps=10	Full laps=9			1	2'58.168	1'25.882	36.195	24.297	31.794	220.7
							2	2'05.119	35.333	34.956	23.221	31.609	222.0
1	2'39.687	1'05.458	37.528	24.680	32.021	223.7	3	2'04.605	35.078	34.806	23.231	31.490	220.4
2	2'05.657	35.478	35.588	23.454	31.137	226.4	4	2'04.518	34.928	35.014	23.434	31.142	227.1
3	2'08.232	35.051	36.193	25.744	31.244	227.2	5	2'02.756	34.490	34.202	22.815	31.249	220.8
4	2'04.016	35.189	35.047	22.911	30.869	228.5	6	2'09.553 P	37.352	34.830	23.133	34.238	219.8
5	2'03.131	34.787	34.347	23.153	30.844	229.7	7	3'12.902	1'44.054	34.569	22.891	31.388	220.6
6	2'03.174	34.837	34.617	23.005	30.715	226.1	8	2'28.821	34.727	34.622	25.143	54.329	122.1
7	2'02.423	34.545	34.269	22.765	30.844	228.3	9	2'03.876	35.229	34.747	22.686	31.214	224.3
8	2'02.050	34.410	34.097	22.662	30.881	226.8							
9	2'02.787	34.805	34.299	22.702	30.981	225.3	8th	25 Maverick VIÑALES	Blusens Avintia				SPA
10	2'03.793	34.501	35.246	22.953	31.093	223.7			Runs=1	Total laps=10	Full laps=9		
4th	5 Romano FENATI	Team Italia FMI				ITA							
		Runs=2	Total laps=10	Full laps=7			1	2'38.425	54.434	37.382	33.693	32.916	222.4
							2	2'06.741	35.845	35.653	23.674	31.569	222.7
1	2'35.425	54.130	37.426	32.199	31.670	225.1	3	2'07.868	35.100	36.482	24.520	31.766	221.4
2	2'11.442 P	35.043	35.059	24.187	37.153	227.0	4	2'04.219	35.376	34.740	22.911	31.192	222.8
3	2'21.593	53.367	34.312	23.238	30.676	227.2	5	2'02.799	34.731	34.184	22.652	31.232	221.8
4	2'02.765	34.603	34.306	22.892	30.964	222.8	6	2'09.674	36.273	37.861	22.848	32.692	193.0
5	2'02.828	34.579	34.153	22.954	31.142	222.0	7	2'06.076	37.336	34.314	22.929	31.497	219.9
6	2'14.172	46.002	34.158	23.070	30.942	221.9	8	2'03.353	34.637	34.392	22.936	31.388	219.9
7	2'02.931	34.667	34.275	22.956	31.033	223.5	9	2'02.774	34.536	34.425	22.635	31.178	224.8
8	2'02.467	34.747	34.090	22.811	30.819	223.0	10	2'02.997	34.519	34.451	22.625	31.402	221.4
9	2'02.217	34.547	34.024	22.808	30.838	224.0							
10	2'08.275	35.686	38.525	22.975	31.089	226.2							

Fastest Lap: Danny KENT Red Bull KTM Ajo GBR **2'01.790** 34.134 34.135 22.751 30.770

These data/results cannot be reproduced, stored and/or transmitted in whole or in part by any manner of electronic, mechanical, photocopying, recording, broadcasting or otherwise now known or herein after developed without the previous express consent by the copyright owner, except for reproduction in daily press and regular printed publications on sale to the public within 60 days of the event related to those data/results and always provided that copyright symbol appears together as follows below.
© DORNA, 2012



Warm Up

Moto3

Lap	Lap Time	T1	T2	T3	T4	Speed	Lap	Lap Time	T1	T2	T3	T4	Speed	
9th	31	Niklas AJO					TT Motion Events Rac FIN	2	2'18.942	P 37.881	36.803	24.587	39.671	202.8
		Runs=1	Total laps=10	Full laps=9			3	7'46.848	6'16.867	35.158	23.279	31.544	219.6	
1	2'38.904	1'04.245	37.648	24.932	32.079	226.1	4	2'04.051	35.244	34.425	22.861	31.521	220.2	
2	2'07.180	35.882	35.921	24.071	31.306	228.1	5	2'03.161	34.854	34.280	22.878	31.149	220.1	
3	2'06.397	35.223	35.263	24.370	31.541	229.9	6	2'20.295	34.744	34.160	24.801	46.590	116.6	
4	2'04.592	35.158	34.842	23.363	31.229	223.3	7	2'03.796	35.027	35.029	22.739	31.001	223.1	
5	2'03.530	35.004	34.519	23.164	30.843	227.9								
6	2'03.776	34.764	34.769	23.364	30.879	229.2								
7	2'03.015	34.654	34.453	23.087	30.821	227.2								
8	2'03.298	34.581	34.623	23.063	31.031	224.6								
9	2'03.197	34.693	34.469	23.107	30.928	228.2								
10	2'02.776	34.475	34.501	22.954	30.846	229.6								
10th	44	Miguel OLIVEIRA					Estrella Galicia 0,0 POR							
		Runs=2	Total laps=9	Full laps=6										
1	2'45.234	1'12.601	37.033	24.062	31.538	222.8								
2	2'05.258	35.644	35.166	23.533	30.915	225.7								
3	2'08.608	P 34.850	34.136	23.705	35.917	224.1								
4	3'00.201	1'31.462	34.553	22.879	31.307	217.4								
5	2'03.210	34.798	34.350	22.752	31.310	216.9								
6	2'03.131	34.691	34.434	22.733	31.273	216.5								
7	2'02.868	34.730	34.232	22.616	31.290	217.2								
8	2'03.099	34.757	34.360	22.592	31.390	216.8								
9	2'03.225	35.012	34.330	22.612	31.271	218.4								
11th	11	Sandro CORTESE					Red Bull KTM Ajo GER							
		Runs=2	Total laps=8	Full laps=5										
1	2'45.100	1'10.578	38.039	24.566	31.917	230.3								
2	2'05.183	35.927	34.996	23.314	30.946	229.2								
3	2'03.957	34.933	34.222	23.941	30.861	234.7								
4	2'11.498	P 35.465	35.461	24.625	35.947	222.6								
5	5'27.030	3'55.266	36.752	23.685	31.327	225.8								
6	2'03.054	34.878	34.306	22.504	31.366	228.5								
7	2'30.847	34.778	34.442	25.507	56.120	116.6								
8	2'03.016	35.120	34.260	22.814	30.822	227.0								
12th	23	Alberto MONCAYO					Andalucia JHK t-shirt SPA							
		Runs=2	Total laps=8	Full laps=5										
1	2'18.860	43.678	37.790	24.812	32.580	205.3								
2	2'09.095	36.377	37.211	23.730	31.777	224.3								
3	2'12.466	P 35.390	35.888	23.520	37.668	218.2								
4	6'16.254	4'46.051	35.371	23.560	31.272	226.0								
5	2'03.332	34.987	34.398	22.750	31.197	223.2								
6	2'03.088	34.896	34.268	22.790	31.134	224.1								
7	2'03.667	34.842	34.438	22.665	31.722	222.0								
8	2'15.834	35.627	44.507	24.099	31.601	224.0								
13th	27	Niccolò ANTONELLI					San Carlo Gresini Mot ITA							
		Runs=1	Total laps=9	Full laps=8										
1	2'31.298	54.973	37.246	25.932	33.147	211.4								
2	2'15.417	37.063	42.977	23.805	31.572	225.0								
3	2'07.426	36.089	35.315	24.849	31.173	227.7								
4	2'05.293	35.672	34.769	23.607	31.245	226.8								
5	2'03.942	35.112	34.539	22.970	31.321	220.7								
6	2'03.158	34.576	34.499	22.840	31.243	221.5								
7	3'03.009	1'25.789	40.029	24.097	33.094	208.3								
8	2'04.037	35.049	34.633	22.915	31.440	218.9								
9	2'03.292	34.808	34.267	22.868	31.349	219.4								
14th	96	Louis ROSSI					Racing Team German FRA							
		Runs=2	Total laps=7	Full laps=4										
1	2'34.198	54.763	37.159	29.670	32.606	221.6								

Fastest Lap: Danny KENT Red Bull KTM Ajo GBR **2'01.790** 34.134 34.135 22.751 30.770

These data/results cannot be reproduced, stored and/or transmitted in whole or in part by any manner of electronic, mechanical, photocopying, recording, broadcasting or otherwise now known or herein after developed without the previous express consent by the copyright owner, except for reproduction in daily press and regular printed publications on sale to the public within 60 days of the event related to those data/results and always provided that copyright symbol appears together as follows below.
© DORNA, 2012



Warm Up

Moto3

Lap	Lap Time	T1	T2	T3	T4	Speed	Lap	Lap Time	T1	T2	T3	T4	Speed
3	2'14.902	43.606	36.093	23.466	31.737	223.2	1	3'18.093	1'43.367	37.577	24.602	32.547	220.1
4	2'04.890	35.305	34.885	23.229	31.471	224.4	2	2'17.844 P	37.227	36.864	24.304	39.449	209.6
5	2'04.448	34.887	34.629	22.976	31.956	215.3	3	5'01.833	3'28.205	37.575	23.892	32.161	218.9
6	2'13.802	38.872	39.620	23.848	31.462	220.2	4	2'06.592	35.641	35.325	23.606	32.020	219.3
7	2'04.063	35.261	34.480	22.987	31.335	222.7	5	2'05.526	35.290	35.182	23.360	31.694	221.3
8	2'03.681	34.931	34.377	22.908	31.465	221.9	6	2'08.459	35.744	36.805	23.820	32.090	220.2
9	2'04.080	35.011	34.472	23.011	31.586	220.8	7	2'07.395	35.423	35.319	23.197	33.456	220.6
10	2'05.025	35.154	34.932	23.537	31.402	224.8	8	2'07.362	36.389	36.138	23.418	31.417	232.7

20th	19	Alessandro TONUĆ	Team Italia FMI	ITA		
		Runs=1	Total laps=10	Full laps=9		
1	2'30.533	49.732	38.274	26.472	36.055	189.3
2	2'12.100	36.307	37.464	26.603	31.726	225.0
3	2'11.224	35.802	37.500	26.891	31.031	226.6
4	2'05.306	35.554	35.016	23.353	31.383	221.5
5	2'04.545	35.285	34.926	23.252	31.082	223.9
6	2'03.766	34.831	34.584	23.101	31.250	223.1
7	2'03.976	35.190	34.515	23.139	31.132	226.9
8	2'04.480	35.457	34.693	23.250	31.080	225.7
9	2'07.365	35.555	36.967	23.458	31.385	223.7
10	2'04.515	35.143	34.817	23.119	31.436	223.1

25th	99	Danny WEBB	Mahindra Racing	GBR		
		Runs=2	Total laps=8	Full laps=5		
1	2'14.201	39.293	37.451	24.757	32.700	217.5
2	2'08.282	36.435	35.744	23.866	32.237	213.7
3	2'09.107	35.881	35.776	23.424	34.026	201.5
4	2'06.577	36.193	35.228	23.213	31.943	214.4
5	2'05.935	35.715	35.083	23.281	31.856	215.6
6	2'05.615	35.500	35.291	23.203	31.621	219.4
7	2'10.990 P	35.307	35.155	23.360	37.168	213.1
8	5'30.741	3'58.967	35.939	23.483	32.352	211.7

21st	53	Jasper IWEMA	Moto FGR	NED		
		Runs=1	Total laps=10	Full laps=9		
1	2'12.110	37.490	37.999	24.270	32.351	218.1
2	2'06.768	35.956	35.554	23.481	31.777	217.3
3	2'15.367	41.688	38.958	23.510	31.211	223.7
4	2'05.652	35.655	34.908	23.618	31.471	222.2
5	2'04.714	35.291	35.008	23.055	31.360	220.5
6	2'05.061	35.172	35.060	23.024	31.805	216.3
7	2'16.973	36.363	44.159	24.139	32.312	211.9
8	2'04.613	35.105	34.825	23.339	31.344	222.5
9	2'04.769	35.040	34.953	23.198	31.578	220.5
10	2'04.012	34.848	34.776	23.055	31.333	222.9

26th	32	Isaac VIÑALES	Ongetta-Centro Seta	SPA		
		Runs=1	Total laps=10	Full laps=9		
1	2'36.363	55.113	37.403	27.039	36.808	172.8
2	2'08.716	36.877	35.672	24.276	31.891	219.9
3	2'07.477	35.743	35.382	24.168	32.184	217.2
4	2'07.372	35.927	35.773	24.253	31.419	225.8
5	2'06.389	35.839	35.039	23.692	31.819	219.2
6	2'06.161	35.555	35.192	23.713	31.701	219.6
7	2'05.785	35.470	34.950	23.602	31.763	218.8
8	2'05.631	35.488	35.014	23.474	31.655	219.0
9	2'06.012	35.616	35.085	23.559	31.752	219.1
10	2'06.791	35.776	35.343	23.977	31.695	219.3

22nd	41	Brad BINDER	RW Racing GP	RSA		
		Runs=1	Total laps=10	Full laps=9		
1	2'20.301	46.813	36.759	24.361	32.368	223.4
2	2'06.656	36.164	35.116	23.515	31.861	225.0
3	2'05.122	35.596	34.575	23.245	31.706	223.2
4	2'05.404	35.514	34.787	23.281	31.822	220.7
5	2'05.639	35.405	34.944	23.266	32.024	215.3
6	2'14.265	40.694	38.905	23.471	31.195	228.8
7	2'04.598	34.957	34.572	23.415	31.654	222.5
8	2'04.155	35.101	34.572	23.124	31.358	223.4
9	2'04.195	34.990	34.463	23.216	31.526	223.7
10	2'05.306	35.126	35.549	23.483	31.148	231.0

27th	80	Armando PONTONE	IodaRacing Project	ITA		
		Runs=1	Total laps=9	Full laps=8		
1	2'59.822	1'24.037	37.838	25.242	32.705	220.6
2	2'08.502	36.581	35.665	23.917	32.339	217.7
3	2'07.076	35.758	35.279	23.927	32.112	217.5
4	2'06.698	35.698	35.359	23.411	32.230	217.7
5	2'06.483	35.533	35.274	23.386	32.290	215.9
6	2'05.664	35.409	35.113	23.336	31.806	218.0
7	2'05.948	35.504	34.866	23.513	32.065	215.7
8	2'06.043	35.776	35.022	23.453	31.792	219.9
9	2'29.261	35.841	50.824	28.480	34.116	205.5

23rd	17	John McPHEE	Caretta Technology	GBR		
		Runs=1	Total laps=10	Full laps=9		
1	2'12.868	38.493	37.555	24.455	32.365	218.0
2	2'07.724	36.140	35.520	23.683	32.381	217.6
3	2'13.317	41.304	36.968	23.542	31.503	221.8
4	2'06.285	35.487	35.130	23.751	31.917	218.4
5	2'05.225	35.356	34.860	23.444	31.565	221.4
6	2'12.278	37.098	39.921	23.491	31.768	221.2
7	2'04.720	35.187	34.776	23.171	31.586	222.1
8	2'05.100	35.215	34.752	23.298	31.835	219.5
9	2'06.870	35.781	35.132	23.248	32.709	202.4
10	2'05.291	35.315	34.892	23.520	31.564	223.2

28th	58	Juan Francisco GU	Wild Wolf BST	SPA		
		Runs=2	Total laps=8	Full laps=5		
1	2'18.617	43.901	37.221	24.643	32.852	219.1
2	2'08.287	36.542	35.696	23.743	32.306	220.0
3	2'12.200 P	35.801	35.188	23.500	37.711	220.9
4	4'40.966	3'09.965	35.598	23.255	32.148	217.9
5	2'06.711	35.846	35.240	23.307	32.318	217.0
6	2'06.200	35.659	35.064	23.395	32.082	219.4
7	2'06.121	35.509	35.220	23.298	32.094	218.8
8	2'05.709	35.417	35.030	23.176	32.086	217.8

24th	29	Luca AMATO	Mapfre Aspar Team M	GER
		Runs=2	Total laps=8	Full laps=5

29th	89	Alan TECHER	Technomag-CIP-TSR	FRA		
		Runs=1	Total laps=10	Full laps=9		
1	2'32.615	55.638	37.887	26.612	32.478	225.4
2	2'09.982	37.278	36.133	24.434	32.137	222.5
3	2'09.824	36.015	36.935	25.099	31.775	226.3
4	2'06.959	35.862	35.517	23.845	31.735	221.5
5	2'06.971	36.229	35.215	23.880	31.647	225.9

Fastest Lap:	Danny KENT	Red Bull KTM Ajo	GBR	2'01.790	34.134	34.135	22.751	30.770
---------------------	------------	------------------	-----	----------	--------	--------	--------	--------

These data/results cannot be reproduced, stored and/or transmitted in whole or in part by any manner of electronic, mechanical, photocopying, recording, broadcasting or otherwise now known or herein after developed without the previous express consent by the copyright owner, except for reproduction in daily press and regular printed publications on sale to the public within 60 days of the event related to those data/results and always provided that copyright symbol appears together as follows below.
© DORNA, 2012



Warm Up

Moto3

Lap	Lap Time	T1	T2	T3	T4	Speed	Lap	Lap Time	T1	T2	T3	T4	Speed
6	2'06.390	35.812	35.192	23.807	31.579	225.1							
7	2'05.726	35.508	35.003	23.520	31.695	225.8							
8	2'06.064	35.568	35.193	23.624	31.679	222.9							
9	2'05.902	35.549	35.146	23.549	31.658	223.7							
10	2'06.474	35.451	35.275	23.582	32.166	219.2							

30th 30 **Giulian PEDONE** Ambrogio Next Racing SWI
Runs=1 Total laps=9 Full laps=8

1	2'59.305	1'22.507	38.556	25.569	32.673	219.3
2	2'08.468	36.083	35.841	24.240	32.304	218.9
3	2'07.230	35.699	35.763	23.626	32.142	217.9
4	2'06.659	35.621	35.569	23.252	32.217	217.0
5	2'06.378	35.419	35.472	23.328	32.159	216.2
6	2'05.906	35.577	35.278	23.222	31.829	217.1
7	2'06.459	35.553	35.061	23.361	32.484	211.8
8	2'05.780	35.235	35.154	23.384	32.007	218.2
9	2'28.675	41.152	39.794	24.464	43.265	97.6

31st 49 **Jorge NAVARRO** Bradol Larresport SPA
Runs=3 Total laps=8 Full laps=3

1	2'54.276	1'18.255	37.130	24.978	33.913	209.9
2	2'09.085	36.609	35.804	23.752	32.920	208.5
3	2'10.469 P	35.572	35.306	23.330	36.261	213.8
4	3'25.639	1'51.252	37.828	23.755	32.804	209.1
5	2'06.687	35.618	35.289	23.306	32.474	210.3
6	2'06.680	35.541	35.198	23.335	32.606	209.5
7	2'13.455 P	36.340	35.883	23.791	37.441	209.0
8	4'03.344	1'48.762	42.908	27.890	1'03.784	88.9

32nd 51 **Kenta FUJII** Technomag-CIP-TSR JPN
Runs=2 Total laps=9 Full laps=6

1	2'14.393	38.341	38.392	25.025	32.635	214.5
2	2'10.205	37.176	36.451	24.524	32.054	222.8
3	2'07.739	36.072	35.631	23.868	32.168	219.3
4	2'11.834 P	35.888	36.063	23.791	36.092	208.0
5	3'33.527	1'59.175	37.653	24.072	32.627	215.4
6	2'09.361	36.437	36.041	24.180	32.703	216.2
7	2'08.887	36.217	36.057	23.979	32.634	216.2
8	2'08.070	36.086	35.762	23.756	32.466	217.8
9	2'08.032	35.868	35.781	23.936	32.447	217.5

33rd 95 **Miroslav POPOV** Mahindra Racing CZE
Runs=2 Total laps=8 Full laps=5

1	2'14.329	37.964	38.112	24.970	33.283	211.1
2	2'10.536	36.920	36.252	24.480	32.884	209.6
3	2'08.889	36.216	36.109	23.713	32.851	211.1
4	2'12.801 P	36.290	35.731	23.830	36.950	209.4
5	6'43.142	5'09.988	36.447	23.770	32.937	209.5
6	2'08.566	36.169	35.785	23.660	32.952	209.6
7	2'08.330	36.278	35.761	23.616	32.675	210.7
8	2'08.321	36.201	35.522	23.731	32.867	209.1

34th 39 **Luis SALOM** RW Racing GP SPA
Runs=2 Total laps=3 Full laps=2

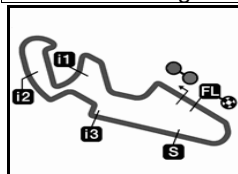
1	2'32.423	55.438	37.989	26.589	32.407	227.0
2	2'09.216	37.175	35.653	24.318	32.070	224.3
unfinished	35.663					

Fastest Lap: Danny KENT Red Bull KTM Ajo GBR **2'01.790** 34.134 34.135 22.751 30.770

These data/results cannot be reproduced, stored and/or transmitted in whole or in part by any manner of electronic, mechanical, photocopying, recording, broadcasting or otherwise now known or herein after developed without the previous express consent by the copyright owner, except for reproduction in daily press and regular printed publications on sale to the public within 60 days of the event related to those data/results and always provided that copyright symbol appears together as follows below.
© DORNA, 2012

Official MotoGP Timing by **TISSOT**
www.motogp.com





5078 m.

GRAN PREMIO IVECO DE ARAGÓN

Official Starting Grid

Race : 20 laps = 101.56 km



1

3
2'02.041
11 Sandro CORTESE
KTM

2
2'01.867
39 Luis SALOM
Kalex KTM

1
2'01.715
94 Jonas FOLGER
Kalex KTM

2

6
2'02.362
25 Maverick VIÑALES
FTR Honda

5
2'02.236
52 Danny KENT
KTM

4
2'02.202
5 Romano FENATI
FTR Honda

3

9
2'02.571
44 Miguel OLIVEIRA
Suter Honda

8
2'02.461
7 Efen VAZQUEZ
FTR Honda

7
2'02.387
63 Zulfahmi KHAIRUDDIN
KTM

4

12
2'03.012
23 Alberto MONCAYO
FTR Honda

11
2'02.976
27 Niccolò ANTONELLI
FTR Honda

10
2'02.763
42 Alex RINS
Suter Honda

5

15
2'03.412
58 Juan Francisco GUEVARA
FTR Honda

14
2'03.290
19 Alessandro TONUCCI
FTR Honda

13
2'03.081
96 Louis ROSSI
FTR Honda

6

18
2'03.635
12 Alex MARQUEZ
Suter Honda

17
2'03.588
84 Jakub KORNFEIL
FTR Honda

16
2'03.414
61 Arthur SISSIS
KTM

7

21
2'03.981
30 Giulian PEDONE
Suter Honda

20
2'03.888
31 Niklas AJO
KTM

19
2'03.753
26 Adrian MARTIN
FTR Honda

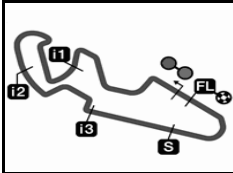
The results are provisional until the end of the limit for protest and appeals and until the ratification of the Event Management Committee.

Time limit for protest expires 60' at the latest after publication of the results - Mr. Time:

These data/results cannot be reproduced, stored and/or transmitted in whole or in part by any manner of electronic, mechanical, photocopying, recording, broadcasting or otherwise now known or herein after developed without the previous express consent of the copyright owner, except for reproduction in daily press and regular printed publications on sale to the public within 60 days of the event related to those data/results and always provided that copyright symbol appears together as follows below.

© DORNA, 2012





5078 m.

GRAN PREMIO IVECO DE ARAGÓN

Official Starting Grid

Race : 20 laps = 101.56 km

8

24
2'04.820
53 Jasper IWEMA
FGR Honda

23
2'04.405
8 Jack MILLER
Honda

22
2'04.030
29 Luca AMATO
Kalex KTM

9

27
2'05.441
17 John McPHEE
KRP Honda

26
2'05.323
49 Jorge NAVARRO
Honda

25
2'05.211
9 Toni FINSTERBUSCH
Honda

10

30
2'05.926
89 Alan TECHER
TSR Honda

29
2'05.830
32 Isaac VIÑALES
FTR Honda

28
2'05.547
99 Danny WEBB
Mahindra

11

33
2'07.380
51 Kenta FUJII
TSR Honda

32
2'06.882
41 Brad BINDER
Kalex KTM

31
2'06.259
80 Armando PONTONE
loda

12

34
2'08.406
95 Miroslav POPOV
Mahindra

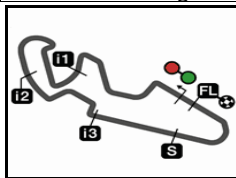
The results are provisional until the end of the limit for protest and appeals and until the ratification of the Event Management Committee.

Time limit for protest expires 60' at the latest after publication of the results - Mr. Time:

These data/results cannot be reproduced, stored and/or transmitted in whole or in part by any manner of electronic, mechanical, photocopying, recording, broadcasting or otherwise now known or herein after developed without the previous express consent by the copyright owner, except for reproduction in daily press and regular printed publications on sale to the public within 60 days of the event related to those data/results and always provided that copyright symbol appears together as follows below.

© DORNA, 2012





5078 m.

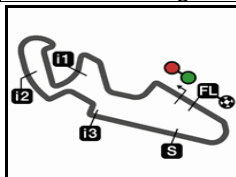
GRAN PREMIO IVECO DE ARAGÓN**Warm Up****Best Partial Times***IT* Ideal Lap Time, sum of the best partial times*BT* Best Lap Time

T1		T2		T3		T4				IT	BT	
<i>Pos</i>	<i>Rider</i>	<i>Time</i>	<i>Rider</i>	<i>Time</i>	<i>Rider</i>	<i>Time</i>	<i>Rider</i>	<i>Time</i>	<i>Pos</i>	<i>Rider</i>		
1	D.KENT	34.134	D.KENT	33.858	S.CORTESE	22.504	E.VAZQUEZ	30.715	1	D.KENT	2'01.513	2'01.790 (1)
2	A.RINS	34.212	R.FENATI	34.024	M.OLIVEIRA	22.592	A.SISSIS	30.743	2	E.VAZQUEZ	2'01.884	2'02.050 (3)
3	A.SISSIS	34.385	E.VAZQUEZ	34.097	M.VIÑALES	22.625	D.KENT	30.770	3	A.SISSIS	2'01.945	2'02.043 (2)
4	E.VAZQUEZ	34.410	Z.KHAIRUDDIN	34.133	E.VAZQUEZ	22.662	R.FENATI	30.819	4	A.RINS	2'02.153	2'02.278 (5)
5	N.AJO	34.475	M.OLIVEIRA	34.136	A.MONCAYO	22.665	N.AJO	30.821	5	R.FENATI	2'02.198	2'02.217 (4)
6	A.MARTIN	34.489	A.SISSIS	34.141	A.RINS	22.665	S.CORTESE	30.822	6	S.CORTESE	2'02.326	2'03.016 (11)
7	J.FOLGER	34.490	L.ROSSI	34.160	A.SISSIS	22.676	Z.KHAIRUDDIN	30.886	7	M.OLIVEIRA	2'02.334	2'02.868 (10)
8	M.VIÑALES	34.519	J.KORNFEIL	34.167	J.FOLGER	22.686	M.OLIVEIRA	30.915	8	Z.KHAIRUDDIN	2'02.341	2'02.726 (6)
9	R.FENATI	34.547	M.VIÑALES	34.184	Z.KHAIRUDDIN	22.721	A.RINS	30.962	9	M.VIÑALES	2'02.506	2'02.774 (8)
10	N.ANTONELLI	34.576	J.FOLGER	34.202	L.ROSSI	22.739	J.KORNFEIL	30.989	10	J.FOLGER	2'02.520	2'02.756 (7)
11	Z.KHAIRUDDIN	34.601	S.CORTESE	34.222	D.KENT	22.751	L.ROSSI	31.001	11	L.ROSSI	2'02.644	2'03.161 (14)
12	M.OLIVEIRA	34.691	N.ANTONELLI	34.267	R.FENATI	22.808	A.TONUCCI	31.031	12	N.AJO	2'02.703	2'02.776 (9)
13	A.MARQUEZ	34.718	A.MONCAYO	34.268	N.ANTONELLI	22.840	A.MARTIN	31.069	13	N.ANTONELLI	2'02.856	2'03.158 (13)
14	L.ROSSI	34.744	A.RINS	34.314	A.MARTIN	22.869	A.MONCAYO	31.134	14	A.MARTIN	2'02.905	2'03.240 (15)
15	S.CORTESE	34.778	A.MARQUEZ	34.346	J.MILLER	22.908	J.FOLGER	31.142	15	A.MONCAYO	2'02.909	2'03.088 (12)
16	T.FINSTERBUSC	34.784	T.FINSTERBUSC	34.368	A.MARQUEZ	22.944	B.BINDER	31.148	16	J.KORNFEIL	2'03.079	2'03.360 (17)
17	A.TONUCCI	34.831	J.MILLER	34.377	N.AJO	22.954	T.FINSTERBUSC	31.152	17	A.MARQUEZ	2'03.251	2'03.251 (16)
18	A.MONCAYO	34.842	N.AJO	34.453	J.IWEMA	23.024	N.ANTONELLI	31.173	18	T.FINSTERBU	2'03.330	2'03.441 (18)
19	J.IWEMA	34.848	B.BINDER	34.463	T.FINSTERBUSC	23.026	M.VIÑALES	31.178	19	A.TONUCCI	2'03.478	2'03.766 (20)
20	J.KORNFEIL	34.865	A.MARTIN	34.478	J.KORNFEIL	23.058	J.IWEMA	31.211	20	J.MILLER	2'03.507	2'03.681 (19)
21	J.MILLER	34.887	A.TONUCCI	34.515	A.TONUCCI	23.101	A.MARQUEZ	31.243	21	B.BINDER	2'03.692	2'04.155 (22)
22	B.BINDER	34.957	J.McPHEE	34.752	B.BINDER	23.124	J.MILLER	31.335	22	J.IWEMA	2'03.859	2'04.012 (21)
23	J.McPHEE	35.187	J.IWEMA	34.776	J.McPHEE	23.171	L.AMATO	31.417	23	J.McPHEE	2'04.613	2'04.720 (23)
24	G.PEDONE	35.235	A.PONTONE	34.866	J.GUEVARA	23.176	I.VIÑALES	31.419	24	L.AMATO	2'05.086	2'05.526 (24)

These data/results cannot be reproduced, stored and/or transmitted in whole or in part by any manner of electronic, mechanical, photocopying, recording, broadcasting or otherwise now known or herein after developed without the previous express consent by the copyright owner, except for reproduction in daily press and regular printed publications on sale to the public within 60 days of the event related to those data/results and always provided that copyright symbol appears together as follows below.
© DORNA, 2012



Motorland Aragon

Computerised results and timing service provided by **TISSOT**

5078 m.

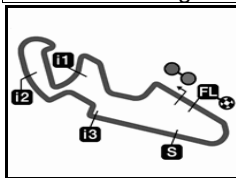
GRAN PREMIO IVECO DE ARAGÓN**Warm Up****Best Partial Times****Moto3***IT* Ideal Lap Time, sum of the best partial times*BT* Best Lap Time

T1			T2			T3			T4				
<i>Pos</i>	<i>Rider</i>	<i>Time</i>	<i>Rider</i>	<i>Time</i>	<i>Rider</i>	<i>Time</i>	<i>Rider</i>	<i>Time</i>	<i>Pos</i>	<i>Rider</i>	<i>IT</i>	<i>BT</i>	
25	L.AMATO	35.290	I.VIÑALES	34.950	L.AMATO	23.197	J.McPHEE	31.503	25	D.WEBB	2'05.214	2'05.615 (25)	
26	D.WEBB	35.307	A.TECHER	35.003	D.WEBB	23.203	A.TECHER	31.579	26	I.VIÑALES	2'05.313	2'05.631 (26)	
27	A.PONTONE	35.409	J.GUEVARA	35.030	G.PEDONE	23.222	D.WEBB	31.621	27	G.PEDONE	2'05.347	2'05.780 (30)	
28	J.GUEVARA	35.417	G.PEDONE	35.061	J.NAVARRO	23.306	A.PONTONE	31.792	28	A.PONTONE	2'05.403	2'05.664 (27)	
29	A.TECHER	35.451	D.WEBB	35.083	A.PONTONE	23.336	G.PEDONE	31.829	29	A.TECHER	2'05.553	2'05.726 (29)	
30	I.VIÑALES	35.470	L.AMATO	35.182	I.VIÑALES	23.474	K.FUJII	32.054	30	J.GUEVARA	2'05.705	2'05.709 (28)	
31	J.NAVARRO	35.541	J.NAVARRO	35.198	A.TECHER	23.520	L.SALOM	32.070	31	J.NAVARRO	2'06.519	2'06.680 (31)	
32	L.SALOM	35.663	M.POPOV	35.522	M.POPOV	23.616	J.GUEVARA	32.082	32	K.FUJII	2'07.309	2'07.739 (32)	
33	K.FUJII	35.868	K.FUJII	35.631	K.FUJII	23.756	J.NAVARRO	32.474	33	L.SALOM	2'07.704	2'09.216 (34)	
34	M.POPOV	36.169	L.SALOM	35.653	L.SALOM	24.318	M.POPOV	32.675	34	M.POPOV	2'07.982	2'08.321 (33)	

These data/results cannot be reproduced, stored and/or transmitted in whole or in part by any manner of electronic, mechanical, photocopying, recording, broadcasting or otherwise now known or herein after developed without the previous express consent by the copyright owner, except for reproduction in daily press and regular printed publications on sale to the public within 60 days of the event related to those data/results and always provided that copyright symbol appears together as follows below.
© DORNA, 2012

Official MotoGP Timing by **TISSOT**
www.motogp.com





5078 m.

GRAN PREMIO IVECO DE ARAGÓN**Warm Up****Fastest Laps Sequence**

<i>Practice Time</i>	 <i>Rider</i>	<i>Nation</i>	<i>Motorcycle</i>	<i>Time</i>	<i>Km/h</i>	<i>Rider's Lap</i>
4'18.591	8 Jack MILLER	AUS	HONDA	2'06.828	144.138	2
4'18.878	53 Jasper IWEMA	NED	FGR HONDA	2'06.768	144.206	2
4'26.957	41 Brad BINDER	RSA	KALEX KTM	2'06.656	144.334	2
4'34.529	84 Jakub KORNFEIL	CZE	FTR HONDA	2'06.418	144.605	2
4'45.344	7 Efren VAZQUEZ	SPA	FTR HONDA	2'05.657	145.481	2
4'46.955	42 Alex RINS	SPA	SUTER HONDA	2'04.577	146.742	2
6'54.240	11 Sandro CORTESE	GER	KTM	2'03.957	147.476	3
8'50.148	61 Arthur SISSIS	AUS	KTM	2'03.812	147.649	4
8'56.065	52 Danny KENT	GBR	KTM	2'03.456	148.075	4
9'11.225	5 Romano FENATI	ITA	FTR HONDA	2'02.765	148.908	4
10'58.807	52 Danny KENT	GBR	KTM	2'02.742	148.936	5
13'01.258	52 Danny KENT	GBR	KTM	2'02.451	149.290	6
15'03.562	52 Danny KENT	GBR	KTM	2'02.304	149.470	7
17'08.359	42 Alex RINS	SPA	SUTER HONDA	2'02.278	149.501	8
17'08.370	7 Efren VAZQUEZ	SPA	FTR HONDA	2'02.050	149.781	8
17'08.753	61 Arthur SISSIS	AUS	KTM	2'02.043	149.789	8
19'13.238	52 Danny KENT	GBR	KTM	2'01.790	150.100	9

These data/results cannot be reproduced, stored and/or transmitted in whole or in part by any manner of electronic, mechanical, photocopying, recording, broadcasting or otherwise now known or herein after developed without the previous express consent by the copyright owner, except for reproduction in daily press and regular printed publications on sale to the public within 60 days of the event related to those data/results and always provided that copyright symbol appears together as follows below.

© DORNA, 2012

Official MotoGP Timing by **TISSOT**
www.motogp.com



Alcañiz, Sunday, September 30, 2012