


5548 m.

MALAYSIAN MOTORCYCLE GRAND PRIX**Warm Up
Classification****13**

	Rider	Nation	Team	Motorcycle	Time	Lap	Total	Gap	Top Speed
1	63 Zulfahmi KHAIRUDDIN	MAL	AirAsia-Sic-Ajo	KTM	2'15.039	2	7		223.7
2	44 Miguel OLIVEIRA	POR	Estrella Galicia 0,0	SUTER HONDA	2'15.177	4	9	0.138 0.138	216.0
3	52 Danny KENT	GBR	Red Bull KTM Ajo	KTM	2'15.322	4	9	0.283 0.145	221.8
4	11 Sandro CORTESE	GER	Red Bull KTM Ajo	KTM	2'15.593	7	8	0.554 0.271	223.0
5	42 Alex RINS	SPA	Estrella Galicia 0,0	SUTER HONDA	2'15.765	3	9	0.726 0.172	219.8
6	94 Jonas FOLGER	GER	Mapfre Aspar Team Moto3	KALEX KTM	2'15.777	5	9	0.738 0.012	213.4
7	23 Alberto MONCAYO	SPA	Andalucia JHK t-shirt Laglisse	FTR HONDA	2'15.863	3	9	0.824 0.086	216.4
8	41 Brad BINDER	RSA	RW Racing GP	KALEX KTM	2'16.097	4	9	1.058 0.234	216.6
9	96 Louis ROSSI	FRA	Racing Team Germany	FTR HONDA	2'16.223	7	9	1.184 0.126	219.5
10	39 Luis SALOM	SPA	RW Racing GP	KALEX KTM	2'16.225	3	9	1.186 0.002	217.0
11	5 Romano FENATI	ITA	Team Italia FMI	FTR HONDA	2'16.415	7	8	1.376 0.190	220.5
12	12 Alex MARQUEZ	SPA	Ambrogio Next Racing	SUTER HONDA	2'16.464	3	9	1.425 0.049	212.3
13	7 Efren VAZQUEZ	SPA	JHK t-shirt Laglisse	FTR HONDA	2'16.504	2	9	1.465 0.040	218.0
14	26 Adrian MARTIN	SPA	JHK t-shirt Laglisse	FTR HONDA	2'16.518	6	7	1.479 0.014	217.0
15	84 Jakub KORNFEIL	CZE	Redox-Ongetta-Centro Seta	FTR HONDA	2'16.600	3	8	1.561 0.082	217.8
16	61 Arthur SISSIS	AUS	Red Bull KTM Ajo	KTM	2'16.726	4	9	1.687 0.126	222.2
17	31 Niklas AJO	FIN	TT Motion Events Racing	KTM	2'16.791	4	9	1.752 0.065	219.4
18	89 Alan TECHER	FRA	Technomag-CIP-TSR	TSR HONDA	2'16.917	5	9	1.878 0.126	216.1
19	8 Jack MILLER	AUS	Caretta Technology	HONDA	2'17.041	3	8	2.002 0.124	214.8
20	27 Niccolò ANTONELLI	ITA	San Carlo Gresini Moto3	FTR HONDA	2'17.127	2	2	2.088 0.086	215.1
21	19 Alessandro TONUCCI	ITA	Team Italia FMI	FTR HONDA	2'17.143	4	8	2.104 0.016	214.6
22	9 Toni FINSTERBUSCH	GER	Racing Team Germany	HONDA	2'17.218	5	9	2.179 0.075	215.3
23	32 Isaac VIÑALES	SPA	Ongetta-Centro Seta	FTR HONDA	2'17.376	3	7	2.337 0.158	211.7
24	29 Luca AMATO	GER	Mapfre Aspar Team Moto3	KALEX KTM	2'17.640	8	9	2.601 0.264	220.4
25	51 Kenta FUJII	JPN	Technomag-CIP-TSR	TSR HONDA	2'17.951	8	9	2.912 0.311	219.2
26	17 John McPHEE	GBR	Caretta Technology	KRP HONDA	2'18.123	2	7	3.084 0.172	211.6
27	28 Josep RODRIGUEZ	SPA	Moto FGR	FGR HONDA	2'18.422	3	9	3.383 0.299	214.8
28	99 Danny WEBB	GBR	Mahindra Racing	MAHINDRA	2'18.737	4	4	3.698 0.315	207.5
29	30 Giulian PEDONE	SWI	Ambrogio Next Racing	SUTER HONDA	2'19.037	5	9	3.998 0.300	214.7
30	80 Armando PONTONE	ITA	Ioda Team Italia	IODA	2'20.147	2	7	5.108 1.110	213.0
31	20 Riccardo MORETTI	ITA	Mahindra Racing	MAHINDRA	2'21.245	2	5	6.206 1.098	204.2

Practice condition Dry

Air: 31°

Humidity: 59%

Ground: 41°

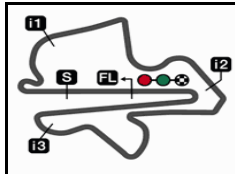
Fastest Lap:	Lap: 2	Zulfahmi KHAIRUDDIN	2'15.039	147.903 Km/h
Circuit Record Lap:		New category		
Circuit Best Lap:	2012	Zulfahmi KHAIRUDDIN	2'13.885	149.178 Km/h

The results are provisional until the end of the limit for protest and appeals.

Time limit for protest expires 60' after publication of the results - Mr. Time:

These data/results cannot be reproduced, stored and/or transmitted in whole or in part by any manner of electronic, mechanical, photocopying, recording, broadcasting or otherwise now known or herein after developed without the previous express consent by the copyright owner, except for reproduction in daily press and regular printed publications on sale to the public within 60 days of the event related to those data/results and always provided that copyright symbol appears together as follows below.

© DORNA, 2012



5548 m.

MALAYSIAN MOTORCYCLE GRAND PRIX**Warm Up****Top Speed & Average****14**

<i>Rider</i>	<i>Nation</i>	<i>Motorcycle</i>	<i>Top 5 speeds</i>					<i>Average</i>	<i>Top</i>
63 Zulfahmi KHAIRUDDIN	MAL	KTM	223.7	223.4	220.5	219.5	218.9	221.2	223.7
11 Sandro CORTESE	GER	KTM	223.0	221.2	221.0	219.8	219.6	220.9	223.0
61 Arthur SISSIS	AUS	KTM	222.2	221.2	220.7	220.4	219.0	220.7	222.2
52 Danny KENT	GBR	KTM	221.8	220.3	219.3	218.0	217.7	219.4	221.8
5 Romano FENATI	ITA	FTR HONDA	220.5	219.2	215.9	215.0	214.8	217.1	220.5
29 Luca AMATO	GER	KALEX KTM	220.4	219.1	218.7	218.5	217.7	218.9	220.4
42 Alex RINS	SPA	SUTER HONDA	219.8	219.3	217.3	216.7	216.0	217.8	219.8
96 Louis ROSSI	FRA	FTR HONDA	219.5	216.7	216.4	215.3	215.0	216.6	219.5
31 Niklas AJO	FIN	KTM	219.4	218.3	217.9	217.7	216.8	218.0	219.4
51 Kenta FUJII	JPN	TSR HONDA	219.2	217.7	214.4	214.3	214.2	215.9	219.2
7 Efren VAZQUEZ	SPA	FTR HONDA	218.0	217.2	216.2	214.4	213.0	215.8	218.0
84 Jakub KORNFEIL	CZE	FTR HONDA	217.8	215.8	211.9	211.1	208.6	213.0	217.8
26 Adrian MARTIN	SPA	FTR HONDA	217.0	215.9	214.5	214.2	212.1	214.8	217.0
39 Luis SALOM	SPA	KALEX KTM	217.0	216.3	215.7	215.3	214.2	215.7	217.0
41 Brad BINDER	RSA	KALEX KTM	216.6	213.9	213.9	213.8	213.4	214.3	216.6
23 Alberto MONCAYO	SPA	FTR HONDA	216.4	215.2	215.2	215.0	213.3	215.0	216.4
89 Alan TECHER	FRA	TSR HONDA	216.1	216.0	213.3	212.3	211.7	213.9	216.1
44 Miguel OLIVEIRA	POR	SUTER HONDA	216.0	214.6	213.9	213.6	212.6	214.1	216.0
9 Toni FINSTERBUSCH	GER	HONDA	215.3	213.2	212.8	210.5	210.4	212.1	215.3
27 Niccolò ANTONELLI	ITA	FTR HONDA	215.1	213.4				214.3	215.1
28 Josep RODRIGUEZ	SPA	FGR HONDA	214.8	212.9	212.8	212.3	211.9	212.9	214.8
8 Jack MILLER	AUS	HONDA	214.8	213.5	211.1	210.4	209.9	211.9	214.8
30 Giulian PEDONE	SWI	SUTER HONDA	214.7	211.1	210.6	210.2	208.2	211.0	214.7
19 Alessandro TONUCCI	ITA	FTR HONDA	214.6	212.7	212.5	212.2	210.6	212.5	214.6
94 Jonas FOLGER	GER	KALEX KTM	213.4	213.4	213.4	213.0	212.7	213.2	213.4
80 Armando PONTONE	ITA	IODA	213.0	211.3	207.2	207.1	203.3	208.4	213.0
12 Alex MARQUEZ	SPA	SUTER HONDA	212.3	211.7	211.6	211.5	209.1	211.2	212.3
32 Isaac VIÑALES	SPA	FTR HONDA	211.7	211.6	211.4	208.5	207.7	210.2	211.7
17 John McPHEE	GBR	KRP HONDA	211.6	208.5	208.4	208.3	205.8	208.5	211.6
99 Danny WEBB	GBR	MAHINDRA	207.5	206.0				206.8	207.5
20 Riccardo MORETTI	ITA	MAHINDRA	204.2	203.5	203.4			203.7	204.2

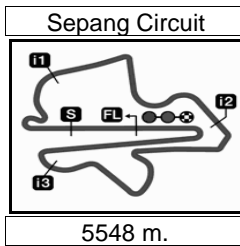
These data/results cannot be reproduced, stored and/or transmitted in whole or in part by any manner of electronic, mechanical, photocopying, recording, broadcasting or otherwise now known or herein after developed without the previous express consent by the copyright owner, except for reproduction in daily press and regular printed publications on sale to the public within 60 days of the event related to those data/results and always provided that copyright symbol appears together as follows below.

© DORNA, 2012

Official MotoGP Timing by **TISSOT**
www.motogp.com



Sepang, Sunday, October 21, 2012



Computerised results and timing service provided by **TISSOT**

Moto3

MALAYSIAN MOTORCYCLE GRAND PRIX

Warm Up

Chronological Analysis of Performances

15

P Crossing the finish line in pit lane		T1 Time from finish line to 1st intermediate				T2 Time from 1st intermed. to 2nd intermed.				T3 Time from 2nd intermed. to 3rd intermed.				T4 Time from 3rd intermediate to finish line			
Lap	Lap Time	T1	T2	T3	T4	Speed	Lap	Lap Time	T1	T2	T3	T4	Speed				
1st	63	Zulfahmi KHAIRUD AirAsia-Sic-Ajo MAL				Runs=2	Total laps=7	Full laps=4									
1	2'42.498	52.641	31.844	41.796	36.217		5	2'16.195	28.828	30.310	40.353	36.704	212.8				
2	2'15.039	28.534	30.248	40.365	35.892	223.4	6	2'23.156	29.099	31.053	46.719	36.285	214.8				
3	2'29.502 P	28.865	30.117	45.062	45.458	223.7	7	2'15.954	28.635	30.471	40.437	36.411	217.3				
4	5'51.148	4'02.558	31.796	40.825	35.969		8	2'17.055	28.837	30.760	40.989	36.469	215.5				
5	2'15.505	28.581	30.410	40.335	36.179	218.9	9	2'17.075	29.112	30.683	40.647	36.633	216.7				
6	2'15.482	28.638	30.465	40.380	35.999	219.5											
7	2'15.735	28.491	30.385	40.427	36.432	220.5											
2nd	44	Miguel OLIVEIRA Estrella Galicia 0,0 POR				Runs=1	Total laps=9	Full laps=8									
1	2'41.251	51.832	31.476	41.067	36.876		6th	94	Jonas FOLGER Mapfre Aspar Team M GER				Runs=1	Total laps=9	Full laps=7		
2	2'16.283	28.957	30.435	40.415	36.476	212.3	1	2'20.783	31.057	31.958	41.250	36.518					
3	2'17.867	28.659	30.416	42.470	36.322	213.6	2	2'16.270	28.737	30.829	40.459	36.245	213.0				
4	2'15.177	28.661	30.181	40.132	36.203	214.6	3	2'15.954	28.702	30.635	40.424	36.193	213.4				
5	2'15.613	28.547	30.284	40.374	36.408	216.0	4	2'15.806	28.661	30.592	40.269	36.284	210.8				
6	2'16.569	28.798	30.456	40.277	37.038	209.8	5	2'15.777	28.691	30.570	40.332	36.184	210.8				
7	2'15.809	28.720	30.404	40.072	36.613	212.6	6	2'15.894	28.635	30.596	40.442	36.221	212.2				
8	2'16.370	28.682	30.666	40.416	36.606	213.9	7	2'15.816	28.636	30.661	40.405	36.114	212.7				
9	2'16.255	28.968	30.595	40.433	36.259	209.5	8	2'15.943	28.586	30.746	40.424	36.187	213.4				
							9	2'34.691 P	31.036	30.726	40.655	52.274	213.4				
3rd	52	Danny KENT Red Bull KTM Ajo GBR				Runs=1	Total laps=9	Full laps=8									
1	2'43.640	44.521	34.042	42.740	42.337		7th	23	Alberto MONCAYO Andalucia JHK t-shirt SPA				Runs=1	Total laps=9	Full laps=8		
2	2'15.824	28.614	30.630	40.252	36.328	221.8	1	2'22.953	32.276	31.827	41.870	36.980					
3	2'15.624	28.575	30.354	40.358	36.337	219.3	2	2'16.131	28.681	30.645	40.479	36.326	215.0				
4	2'15.322	28.531	30.367	40.316	36.108	220.3	3	2'15.863	28.588	30.641	40.256	36.378	215.2				
5	2'16.373	28.582	30.334	40.735	36.722	218.0	4	2'16.051	28.565	30.509	40.362	36.615	215.2				
6	2'15.382	28.593	30.276	40.256	36.257	217.7	5	2'16.844	28.594	30.813	40.834	36.603	216.4				
7	2'43.154	34.734	35.223	53.074	40.123	217.0	6	2'17.218	28.777	30.855	40.849	36.737	212.6				
8	2'15.721	28.531	30.465	40.384	36.341	217.5	7	2'17.293	28.854	30.897	40.816	36.726	212.7				
9	2'21.326	28.789	31.806	42.756	37.975	216.6	8	2'17.355	28.754	30.949	40.864	36.788	212.9				
							9	2'22.252	29.157	32.857	43.292	36.946	213.3				
4th	11	Sandro CORTESE Red Bull KTM Ajo GER				Runs=2	Total laps=8	Full laps=5									
1	2'36.665	43.540	33.076	42.192	37.857		8th	41	Brad BINDER RW Racing GP RSA				Runs=1	Total laps=9	Full laps=8		
2	2'16.209	28.840	30.562	40.575	36.232	223.0	1	2'57.265	1'07.098	31.877	41.429	36.861					
3	2'16.167	28.767	30.632	40.621	36.147	221.2	2	2'17.439	29.009	30.948	40.933	36.549	213.9				
4	1'23.173 P	31.151				218.0	3	2'16.388	28.901	30.706	40.437	36.344	213.9				
5	5'31.656	3'41.723	32.516	40.950	36.467		4	2'16.097	28.786	30.569	40.418	36.324	212.4				
6	2'15.654	28.584	30.825	40.296	35.949	221.0	5	2'16.798	28.834	30.692	40.571	36.701	213.4				
7	2'15.593	28.488	30.441	40.461	36.203	219.8	6	2'16.668	28.863	30.767	40.546	36.492	213.4				
8	2'16.043	28.721	30.589	40.424	36.309	219.6	7	2'23.689	32.465	33.563	40.914	36.747	208.7				
							8	2'24.923	28.897	38.737	40.617	36.672	213.8				
							9	2'16.490	28.815	30.591	40.430	36.654	216.6				
5th	42	Alex RINS Estrella Galicia 0,0 SPA				Runs=1	Total laps=9	Full laps=8									
1	2'36.927	42.228	33.946	41.678	39.075		9th	96	Louis ROSSI Racing Team German FRA				Runs=1	Total laps=9	Full laps=8		
2	2'16.538	28.858	30.485	40.620	36.575	219.3	1	2'35.825	43.784	32.976	42.282	36.783					
3	2'15.765	28.594	30.417	40.555	36.199	219.8	2	2'16.458	29.042	30.541	40.522	36.353	213.1				
4	2'16.212	29.092	30.479	40.348	36.293	216.0	3	2'18.936	31.739	30.318	40.637	36.242	214.1				
							4	2'16.752	29.148	30.533	41.010	36.061	216.7				
							5	2'19.487	32.189	30.550	40.532	36.216	212.6				
							6	2'16.301	28.748	30.380	40.906	36.267	215.3				
							7	2'16.223	29.042	30.519	40.440	36.222	215.0				
							8	2'23.426	34.120	31.366	41.470	36.470	219.5				

Fastest Lap: Zulfahmi KHAIRUDDIN AirAsia-Sic-Ajo MAL **2'15.039** 28.534 30.248 40.365 35.892

These data/results cannot be reproduced, stored and/or transmitted in whole or in part by any manner of electronic, mechanical, photocopying, recording, broadcasting or otherwise now known or herein after developed without the previous express consent by the copyright owner, except for reproduction in daily press and regular printed publications on sale to the public within 60 days of the event related to those data/results and always provided that copyright symbol appears together as follows below.
© DORNA, 2012



Warm Up

Lap	Lap Time	T1	T2	T3	T4	Speed
9	2'19.384	29.237	31.118	41.694	37.335	216.4

10th 39 Luis SALOM RW Racing GP SPA
Runs=1 Total laps=9 Full laps=8

1	2'38.016	42.792	34.218	43.096	37.910	
2	2'17.879	29.503	30.777	40.958	36.641	210.4
3	2'16.225	29.083	30.417	40.505	36.220	215.7
4	2'16.305	28.737	30.580	40.825	36.163	217.0
5	2'48.103	33.283	38.039	52.443	44.338	216.3
6	2'18.447	29.627	31.047	41.229	36.544	208.3
7	2'16.319	28.617	30.547	40.687	36.468	215.3
8	2'16.598	28.806	30.481	40.723	36.588	214.2
9	2'16.783	28.893	30.673	40.667	36.550	213.7

11th 5 Romano FENATI Team Italia FMI ITA
Runs=2 Total laps=8 Full laps=5

1	2'37.072	44.613	32.520	43.116	36.823	
2	2'16.686	28.985	30.665	40.723	36.313	220.5
3	2'16.817	28.547	30.459	40.783	37.028	219.2
4	1'25.110 P	34.589				214.1
5	5'14.196	3'25.590	31.088	40.951	36.567	
6	2'16.788	28.939	30.754	40.654	36.441	214.8
7	2'16.415	28.595	30.445	40.689	36.686	215.9
8	2'16.853	28.861	30.656	40.808	36.528	215.0

12th 12 Alex MARQUEZ Ambrogio Next Racing SPA
Runs=1 Total laps=9 Full laps=8

1	2'21.062	31.124	31.986	41.323	36.629	
2	2'16.470	29.067	30.466	40.391	36.546	212.3
3	2'16.464	28.888	30.491	40.496	36.589	211.6
4	2'16.873	29.104	30.587	40.462	36.720	207.7
5	2'17.880	29.432	31.044	40.657	36.747	209.1
6	2'18.362	28.938	30.714	40.707	38.003	211.5
7	2'18.483	29.353	30.919	40.845	37.366	207.7
8	2'17.852	29.246	30.738	40.714	37.154	208.1
9	2'17.640	29.264	30.696	40.836	36.844	211.7

13th 7 Efren VAZQUEZ JHK t-shirt Laglisse SPA
Runs=1 Total laps=9 Full laps=8

1	2'38.101	38.251	38.742	43.390	37.718	
2	2'16.504	28.819	30.685	40.716	36.284	217.2
3	2'16.700	28.745	30.571	40.610	36.774	214.4
4	2'16.734	28.747	30.693	40.714	36.580	218.0
5	2'48.596	33.870	36.844	53.527	44.355	212.5
6	2'17.602	29.205	31.166	40.740	36.491	213.0
7	2'17.181	28.961	30.832	40.900	36.488	210.8
8	2'16.618	28.920	30.671	40.569	36.458	216.2
9	2'16.930	29.109	30.804	40.631	36.386	211.5

14th 26 Adrian MARTIN JHK t-shirt Laglisse SPA
Runs=1 Total laps=7 Full laps=5

1	2'36.551	38.534	37.655	42.975	37.387	
2	2'17.405	29.176	30.889	40.731	36.609	214.5
3	2'16.647	28.654	30.459	40.814	36.720	217.0
4	2'17.994	29.249	30.977	41.257	36.511	211.7
5	2'21.605	29.849	32.646	42.653	36.457	214.2
6	2'16.518	28.808	30.604	40.660	36.446	212.1
7	2'36.511 P	29.332	32.211	45.239	49.729	215.9

15th 84 Jakub KORNFEIL Redox-Ongetta-Centro CZE
Runs=2 Total laps=8 Full laps=5

1	3'19.042	1'23.137	33.296	42.774	39.835	
2	2'17.186	29.235	30.639	40.840	36.472	211.9

Moto3

Lap	Lap Time	T1	T2	T3	T4	Speed
3	2'16.600	29.031	30.563	40.656	36.350	211.1
4	2'16.867	29.237	30.500	40.626	36.504	207.7
5	1'25.428 P	32.173				208.6
6	4'46.488	2'29.670	33.967	47.022	55.829	
7	2'17.770	29.537	30.805	40.695	36.733	217.8
8	2'17.266	29.060	30.732	41.259	36.215	215.8

16th 61 Arthur SISSIS Red Bull KTM Ajo AUS
Runs=1 Total laps=9 Full laps=8

1	2'33.761	36.120	32.583	42.380	42.678	
2	2'17.170	28.767	30.871	40.990	36.542	220.4
3	2'16.764	28.843	30.795	40.715	36.411	218.3
4	2'16.726	28.848	30.671	40.879	36.328	217.6
5	2'16.862	28.891	30.659	40.900	36.412	219.0
6	2'22.943	29.313	34.539	42.684	36.407	220.7
7	2'16.833	28.816	30.774	40.835	36.408	222.2
8	2'16.784	28.862	30.741	40.842	36.339	221.2
9	2'25.588	33.405	31.885	43.533	36.765	210.6

17th 31 Niklas AJO TT Motion Events Rac FIN
Runs=1 Total laps=9 Full laps=8

1	2'40.285	49.101	32.115	41.805	37.264	
2	2'17.788	29.412	30.874	40.770	36.732	217.7
3	2'16.868	28.915	30.507	40.798	36.648	218.3
4	2'16.791	29.034	30.643	40.799	36.315	216.4
5	2'17.225	28.846	30.581	41.166	36.632	219.4
6	2'17.590	29.193	30.750	40.908	36.739	215.3
7	2'17.406	29.157	30.752	40.906	36.591	217.9
8	2'17.366	28.979	30.721	41.213	36.453	216.7
9	2'17.809	29.179	30.764	41.211	36.655	216.8

18th 89 Alan TECHER Technomag-CIP-TSR FRA
Runs=1 Total laps=9 Full laps=8

1	2'31.474	36.346	32.889	45.158	37.081	
2	2'17.417	29.037	30.848	41.084	36.448	211.3
3	2'17.461	28.898	30.985	40.922	36.656	212.3
4	2'17.259	28.927	30.685	40.809	36.838	210.9
5	2'16.917	28.840	30.660	40.974	36.443	211.7
6	2'17.512	29.021	30.884	41.034	36.573	213.3
7	2'23.366	33.482	32.761	40.697	36.426	210.6
8	2'17.033	28.840	30.599	40.785	36.809	216.1
9	2'18.288	29.149	31.268	41.243	36.628	216.0

19th 8 Jack MILLER Caretta Technology AUS
Runs=2 Total laps=8 Full laps=5

1	2'43.096	53.115	31.449	41.858	36.674	
2	2'17.287	29.057	30.917	40.725	36.588	214.8
3	2'17.041	28.907	30.702	40.772	36.660	213.5
4	1'17.161 P	29.034				211.1
5	4'44.218	2'52.612	34.316	40.852	36.438	
6	2'17.488	29.055	30.769	40.987	36.677	210.4
7	2'37.206	34.858	37.646	47.721	36.981	209.0
8	2'17.823	29.231	30.974	41.077	36.541	209.9

20th 27 Niccolò ANTONELLI San Carlo Gresini Mot ITA
Runs=1 Total laps=3 Full laps=1

1	2'36.168	41.553	35.075	42.672	36.868	
2	2'17.127	29.499	30.486	40.605	36.537	213.4
unfinished	28.714	30.690	40.560			215.1

21st 19 Alessandro TONUCCI Team Italia FMI ITA
Runs=3 Total laps=8 Full laps=3

1	2'32.919	40.700	33.206	42.030	36.983	
---	----------	--------	--------	--------	--------	--

Fastest Lap: Zulfahmi KHAIRUDDIN AirAsia-Sic-Ajo MAL **2'15.039** 28.534 30.248 40.365 35.892

These data/results cannot be reproduced, stored and/or transmitted in whole or in part by any manner of electronic, mechanical, photocopying, recording, broadcasting or otherwise now known or herein after developed without the previous express consent by the copyright owner, except for reproduction in daily press and regular printed publications on sale to the public within 60 days of the event related to those data/results and always provided that copyright symbol appears together as follows below.
© DORNA, 2012



Warm Up

Lap	Lap Time	T1	T2	T3	T4	Speed
2	1'16.802 P	29.107				214.6
3	5'32.353	3'43.492	31.068	40.882	36.911	
4	2'17.143	28.899	30.848	40.980	36.416	210.6
5	1'19.748 P	33.130				212.7
6	4'14.274	2'26.058	30.930	40.796	36.490	
7	2'17.922	29.325	30.939	40.886	36.772	212.5
8	2'17.528	29.004	30.953	41.000	36.571	212.2

22nd 9 Toni FINSTERBUSC Racing Team German GER
Runs=1 Total laps=9 Full laps=8

1	2'24.609	33.696	31.980	41.699	37.234	
2	2'18.864	29.722	30.976	41.130	37.036	210.4
3	2'18.468	29.541	30.957	40.954	37.016	209.3
4	2'20.382	30.744	31.738	40.945	36.955	210.5
5	2'17.218	29.216	30.551	40.805	36.646	210.2
6	2'25.226	32.015	33.031	43.365	36.815	210.4
7	2'17.368	29.197	30.614	40.972	36.585	212.8
8	2'17.554	29.157	30.741	41.042	36.614	213.2
9	2'22.241	29.188	30.641	41.146	41.266	215.3

23rd 32 Isaac VIÑALES Ongetta-Centro Seta SPA
Runs=2 Total laps=7 Full laps=3

1	3'17.737	1'13.734	32.009	51.704	40.290	
2	2'17.836	29.278	31.028	40.842	36.688	207.7
3	2'17.376	29.050	30.836	40.766	36.724	208.5
4	2'27.592 P	29.221	30.775	40.743	46.853	211.6
5	3'29.777	1'40.501	31.163	41.310	36.803	
6	2'17.613	28.977	30.875	41.078	36.683	211.7
7	2'27.999 P	28.936	30.741	41.343	46.979	211.4

24th 29 Luca AMATO Mapfre Aspar Team M GER
Runs=1 Total laps=9 Full laps=8

1	2'23.809	31.020	32.335	41.967	38.487	
2	2'18.371	29.187	30.945	41.489	36.750	219.1
3	2'19.503	29.474	30.834	41.868	37.327	217.3
4	2'29.711	29.551	30.775	50.934	38.451	211.7
5	2'17.645	28.998	30.643	41.172	36.832	216.8
6	2'18.109	29.382	30.774	41.329	36.624	217.7
7	2'17.761	28.936	30.745	41.294	36.786	220.4
8	2'17.640	28.875	30.805	41.408	36.552	218.5
9	2'19.840	30.435	30.948	41.643	36.814	218.7

25th 51 Kenta FUJII Technomag-CIP-TSR JPN
Runs=1 Total laps=9 Full laps=8

1	2'23.260	31.476	32.098	42.102	37.584	
2	2'18.326	29.243	31.289	41.058	36.736	214.2
3	2'20.562	29.298	31.317	42.019	37.928	212.1
4	2'20.419	29.859	30.910	41.929	37.721	210.4
5	2'18.359	29.121	31.152	41.418	36.668	213.0
6	2'18.149	29.110	30.929	41.333	36.777	217.7
7	2'20.641	29.327	31.345	43.050	36.919	214.4
8	2'17.951	28.885	30.856	41.136	37.074	219.2
9	2'18.234	29.334	30.964	41.228	36.708	214.3

26th 17 John McPHEE Caretta Technology GBR
Runs=2 Total laps=7 Full laps=4

1	2'23.080	31.840	31.919	42.092	37.229	
2	2'18.123	29.160	31.144	40.775	37.044	211.6
3	2'47.762 P	31.342	40.040	44.430	51.950	208.5
4	7'50.902	5'44.812	41.859	41.360	42.871	
5	2'18.873	29.385	31.205	41.298	36.985	208.3
6	2'19.103	29.570	31.234	41.452	36.847	205.8
7	2'19.122	29.381	31.285	41.377	37.079	208.4

Moto3

27th 28 Josep RODRIGUEZ Moto FGR SPA
Runs=2 Total laps=9 Full laps=5

1	2'26.275	35.113	32.178	41.906	37.078	
2	2'18.590	29.418	31.130	41.187	36.855	214.8
3	2'18.422	29.329	31.027	41.031	37.035	212.8
4	2'19.603	29.442	31.075	41.198	37.888	211.5
5	2'31.470 P	29.219	31.060	42.201	48.990	211.9
6	3'25.778	1'28.723	32.074	41.496	43.485	
7	2'18.612	29.277	31.247	41.139	36.949	212.9
8	2'19.354	29.388	31.255	41.444	37.267	207.9
9	3'14.848 P	33.202	33.141	44.398	1'24.107	212.3

28th 99 Danny WEBB Mahindra Racing GBR
Runs=2 Total laps=4 Full laps=1

1	2'38.511	45.035	33.009	42.453	38.014	
2	2'39.198 P	29.668	39.703	42.871	46.956	207.5
3	14'35.501	12'45.146	31.673	41.432	37.250	
4	2'18.737	29.729	31.008	40.874	37.126	206.0

29th 30 Giulian PEDONE Ambrogio Next Racing SWI
Runs=2 Total laps=9 Full laps=6

1	2'26.722	34.874	32.123	41.940	37.785	
2	2'34.480	29.605	31.197	41.574	52.104	214.7
3	1'23.574 P	29.829				211.1
4	2'44.805			45.150	38.704	
5	2'19.037	29.599	31.219	41.347	36.872	207.1
6	2'19.250	29.420	30.942	41.618	37.270	207.6
7	2'30.551	32.903	32.615	42.810	42.223	208.2
8	2'19.167	29.259	31.105	41.332	37.471	210.6
9	2'19.861	29.764	31.406	41.794	36.897	210.2

30th 80 Armando PONTONE Ioda Team Italia ITA
Runs=2 Total laps=7 Full laps=4

1	2'26.481	34.281	32.265	42.159	37.776	
2	2'20.147	29.989	31.386	41.600	37.172	211.3
3	2'40.991 P	33.722	31.689	42.150	53.430	207.2
4	6'23.900	4'32.256	32.501	41.840	37.303	
5	2'26.754	29.792	31.482	43.701	41.779	207.1
6	2'20.297	29.983	31.514	41.322	37.478	203.3
7	2'20.796	29.641	31.614	41.744	37.797	213.0

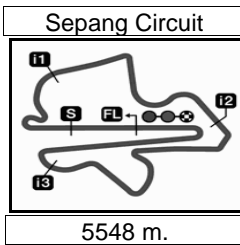
31st 20 Riccardo MORETTI Mahindra Racing ITA
Runs=2 Total laps=5 Full laps=2

1	2'25.616	33.211	32.238	42.308	37.859	
2	2'21.245	30.006	31.714	41.914	37.611	204.2
3	3'01.102 P	30.235	46.242	44.073	1'00.552	203.5
4	10'48.771	8'56.356	32.279	42.233	37.903	
5	2'22.998	30.217	32.144	42.287	38.350	203.4

Fastest Lap: Zulfahmi KHAIRUDDIN AirAsia-Sic-Ajo MAL 2'15.039 28.534 30.248 40.365 35.892

These data/results cannot be reproduced, stored and/or transmitted in whole or in part by any manner of electronic, mechanical, photocopying, recording, broadcasting or otherwise now known or herein after developed without the previous express consent by the copyright owner, except for reproduction in daily press and regular printed publications on sale to the public within 60 days of the event related to those data/results and always provided that copyright symbol appears together as follows below.
© DORNA, 2012






Computerised results and timing service provided by **TISSOT**

Moto3

MALAYSIAN MOTORCYCLE GRAND PRIX
Official Starting Grid

16



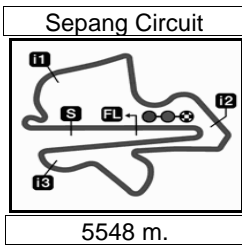
1	1 2'13.885 63 Zulfahmi KHAIRUDDIN KTM	2	2 2'14.151 94 Jonas FOLGER Kalex KTM	3	3 2'14.599 11 Sandro CORTESE KTM
2	4 2'14.681 96 Louis ROSSI FTR Honda	3	5 2'15.316 44 Miguel OLIVEIRA Suter Honda	4	6 2'15.366 7 Efren VAZQUEZ FTR Honda
3	7 2'15.469 41 Brad BINDER Kalex KTM	4	8 2'15.814 42 Alex RINS Suter Honda	5	9 2'15.858 26 Adrian MARTIN FTR Honda
4	10 2'14.817 39 Luis SALOM Kalex KTM	5	11 2'15.897 52 Danny KENT KTM	6	12 2'15.913 27 Niccolò ANTONELLI FTR Honda
5	13 2'15.915 19 Alessandro TONUCCI FTR Honda	6	14 2'16.087 84 Jakub KORNFEIL FTR Honda	7	15 2'16.108 23 Alberto MONCAYO FTR Honda
6	16 2'16.142 31 Niklas AJO KTM	7	17 2'16.229 5 Romano FENATI FTR Honda	8	18 2'16.394 32 Isaac VIÑALES FTR Honda
7	19 2'16.404 8 Jack MILLER Honda	8	20 2'16.633 89 Alan TECHER TSR Honda	9	21 2'16.650 61 Arthur SISSIS KTM

Rider #39 Salom demoted 5 grid positions according to the penalty imposed by RD for infringement to article 1.21.2

The results are provisional until the end of the limit for protest and appeals and until the ratification of the Event Management Committee.
 Time limit for protest expires 60' at the latest after publication of the results - Mr. Time:
 These data/results cannot be reproduced, stored and/or transmitted in whole or in part by any manner of electronic, mechanical, photocopying, recording, broadcasting or otherwise now known or herein after developed without the previous express consent by the copyright owner, except for reproduction in daily press and regular printed publications on sale to the public within 60 days of the event related to those data/results and always provided that copyright symbol appears together as follows below.
 © DORNA, 2012

Official MotoGP Timing by **TISSOT**
 www.motogp.com





Computerised results and timing service provided by **TISSOT**

Moto3

MALAYSIAN MOTORCYCLE GRAND PRIX

Official Starting Grid

16

5548 m.

Race : 18 laps = 99.864 km

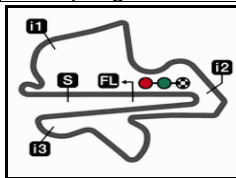
8	<p>22 2'16.828 9 Toni FINSTERBUSCH Honda</p>	<p>23 2'16.877 28 Josep RODRIGUEZ FGR Honda</p>	<p>24 2'16.979 12 Alex MARQUEZ Suter Honda</p>
9	<p>25 2'17.545 99 Danny WEBB Mahindra</p>	<p>26 2'17.558 17 John McPHEE KRP Honda</p>	<p>27 2'17.732 30 Giulian PEDONE Suter Honda</p>
10	<p>28 2'17.926 51 Kenta FUJII TSR Honda</p>	<p>29 2'18.817 80 Armando PONTONE Ioda</p>	<p>30 2'18.975 29 Luca AMATO Kalex KTM</p>
11	<p>31 2'21.960 20 Riccardo MORETTI Mahindra</p>		

Rider #39 Salom demoted 5 grid positions according to the penalty imposed by RD for infringement to article 1.21.2

The results are provisional until the end of the limit for protest and appeals and until the ratification of the Event Management Committee.
 Time limit for protest expires 60' at the latest after publication of the results - Mr. Time:
 These data/results cannot be reproduced, stored and/or transmitted in whole or in part by any manner of electronic, mechanical, photocopying, recording, broadcasting or otherwise now known or herein after developed without the previous express consent by the copyright owner, except for reproduction in daily press and regular printed publications on sale to the public within 60 days of the event related to those data/results and always provided that copyright symbol appears together as follows below.
 © DORNA, 2012



Sepang Circuit



5548 m.

Computerised results and timing service provided by **TISSOT****Moto3****MALAYSIAN MOTORCYCLE GRAND PRIX****Warm Up****Best Partial Times***IT* Ideal Lap Time, sum of the best partial times*BT* Best Lap Time

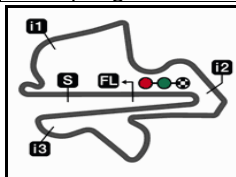
T1		T2		T3		T4				<i>IT</i>	<i>BT</i>	
<i>Pos</i>	<i>Rider</i>	<i>Time</i>	<i>Rider</i>	<i>Time</i>	<i>Rider</i>	<i>Time</i>	<i>Rider</i>	<i>Time</i>	<i>Pos</i>	<i>Rider</i>		
1	S.CORTESE	28.488	Z.KHAIRUDDIN	30.117	M.OLIVEIRA	40.072	Z.KHAIRUDDIN	35.892	1	Z.KHAIRUDDIN	2'14.835	2'15.039 (1)
2	Z.KHAIRUDDIN	28.491	M.OLIVEIRA	30.181	D.KENT	40.252	S.CORTESE	35.949	2	M.OLIVEIRA	2'15.003	2'15.177 (2)
3	D.KENT	28.531	D.KENT	30.276	A.MONCAYO	40.256	L.ROSSI	36.061	3	D.KENT	2'15.167	2'15.322 (3)
4	R.FENATI	28.547	A.RINS	30.310	J.FOLGER	40.269	D.KENT	36.108	4	S.CORTESE	2'15.174	2'15.593 (4)
5	M.OLIVEIRA	28.547	L.ROSSI	30.318	S.CORTESE	40.296	J.FOLGER	36.114	5	A.RINS	2'15.451	2'15.765 (5)
6	A.MONCAYO	28.565	L.SALOM	30.417	Z.KHAIRUDDIN	40.335	L.SALOM	36.163	6	J.FOLGER	2'15.539	2'15.777 (6)
7	J.FOLGER	28.586	S.CORTESE	30.441	A.RINS	40.348	A.RINS	36.199	7	L.ROSSI	2'15.567	2'16.223 (9)
8	A.RINS	28.594	R.FENATI	30.445	A.MARQUEZ	40.391	M.OLIVEIRA	36.203	8	A.MONCAYO	2'15.656	2'15.863 (7)
9	L.SALOM	28.617	A.MARTIN	30.459	B.BINDER	40.418	J.KORNFEIL	36.215	9	L.SALOM	2'15.702	2'16.225 (10)
10	A.MARTIN	28.654	A.MARQUEZ	30.466	L.ROSSI	40.440	E.VAZQUEZ	36.284	10	R.FENATI	2'15.959	2'16.415 (11)
11	N.ANTONELLI	28.714	N.ANTONELLI	30.486	L.SALOM	40.505	R.FENATI	36.313	11	B.BINDER	2'16.097	2'16.097 (8)
12	E.VAZQUEZ	28.745	J.KORNFEIL	30.500	N.ANTONELLI	40.560	N.AJO	36.315	12	E.VAZQUEZ	2'16.169	2'16.504 (13)
13	L.ROSSI	28.748	N.AJO	30.507	E.VAZQUEZ	40.569	B.BINDER	36.324	13	A.MARTIN	2'16.219	2'16.518 (14)
14	A.SISSIS	28.767	A.MONCAYO	30.509	J.KORNFEIL	40.626	A.MONCAYO	36.326	14	A.MARQUEZ	2'16.291	2'16.464 (12)
15	B.BINDER	28.786	T.FINSTERBUSC	30.551	R.FENATI	40.654	A.SISSIS	36.328	15	N.ANTONELLI	2'16.297	2'17.127 (20)
16	A.TECHER	28.840	B.BINDER	30.569	A.MARTIN	40.660	A.TONUCCI	36.416	16	J.KORNFEIL	2'16.372	2'16.600 (15)
17	N.AJO	28.846	J.FOLGER	30.570	A.TECHER	40.697	A.TECHER	36.426	17	N.AJO	2'16.438	2'16.791 (17)
18	L.AMATO	28.875	E.VAZQUEZ	30.571	A.SISSIS	40.715	A.MARTIN	36.446	18	A.SISSIS	2'16.469	2'16.726 (16)
19	K.FUJII	28.885	A.TECHER	30.599	J.MILLER	40.725	N.ANTONELLI	36.537	19	A.TECHER	2'16.562	2'16.917 (18)
20	A.MARQUEZ	28.888	L.AMATO	30.643	I.VIÑALES	40.743	J.MILLER	36.541	20	J.MILLER	2'16.875	2'17.041 (19)
21	A.TONUCCI	28.899	A.SISSIS	30.659	N.AJO	40.770	A.MARQUEZ	36.546	21	A.TONUCCI	2'16.959	2'17.143 (21)
22	J.MILLER	28.907	J.MILLER	30.702	J.McPHEE	40.775	L.AMATO	36.552	22	T.FINSTERBU	2'17.098	2'17.218 (22)
23	I.VIÑALES	28.936	I.VIÑALES	30.741	A.TONUCCI	40.796	T.FINSTERBUSC	36.585	23	I.VIÑALES	2'17.103	2'17.376 (23)
24	J.KORNFEIL	29.031	A.TONUCCI	30.848	T.FINSTERBUSC	40.805	K.FUJII	36.668	24	L.AMATO	2'17.242	2'17.640 (24)

These data/results cannot be reproduced, stored and/or transmitted in whole or in part by any manner of electronic, mechanical, photocopying, recording, broadcasting or otherwise now known or herein after developed without the previous express consent by the copyright owner, except for reproduction in daily press and regular printed publications on sale to the public within 60 days of the event related to those data/results and always provided that copyright symbol appears together as follows below.
© DORNA, 2012

Official MotoGP Timing by **TISSOT**
www.motogp.com



Sepang Circuit

Computerised results and timing service provided by **TISSOT**

5548 m.

MALAYSIAN MOTORCYCLE GRAND PRIX**Warm Up****Best Partial Times****Moto3***IT* Ideal Lap Time, sum of the best partial times*BT* Best Lap Time

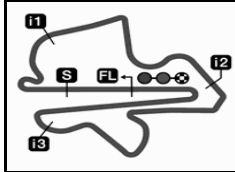
T1			T2			T3			T4				
<i>Pos</i>	<i>Rider</i>	<i>Time</i>	<i>Rider</i>	<i>Time</i>	<i>Rider</i>	<i>Time</i>	<i>Rider</i>	<i>Time</i>	<i>Pos</i>	<i>Rider</i>	<i>IT</i>	<i>BT</i>	
25	T.FINSTERBUSCH	29.157	K.FUJII	30.856	D.WEBB	40.874	I.VIÑALES	36.683	25	K.FUJII	2'17.467	2'17.951 (25)	
26	J.McPHEE	29.160	G.PEDONE	30.942	J.RODRIGUEZ	41.031	J.McPHEE	36.847	26	J.McPHEE	2'17.926	2'18.123 (26)	
27	J.RODRIGUEZ	29.219	D.WEBB	31.008	K.FUJII	41.058	J.RODRIGUEZ	36.855	27	J.RODRIGUEZ	2'18.132	2'18.422 (27)	
28	G.PEDONE	29.259	J.RODRIGUEZ	31.027	L.AMATO	41.172	G.PEDONE	36.872	28	G.PEDONE	2'18.405	2'19.037 (29)	
29	A.PONTONE	29.641	J.McPHEE	31.144	A.PONTONE	41.322	D.WEBB	37.126	29	D.WEBB	2'18.676	2'18.737 (28)	
30	D.WEBB	29.668	A.PONTONE	31.386	G.PEDONE	41.332	A.PONTONE	37.172	30	A.PONTONE	2'19.521	2'20.147 (30)	
31	R.MORETTI	30.006	R.MORETTI	31.714	R.MORETTI	41.914	R.MORETTI	37.611	31	R.MORETTI	2'21.245	2'21.245 (31)	

These data/results cannot be reproduced, stored and/or transmitted in whole or in part by any manner of electronic, mechanical, photocopying, recording, broadcasting or otherwise now known or herein after developed without the previous express consent by the copyright owner, except for reproduction in daily press and regular printed publications on sale to the public within 60 days of the event related to those data/results and always provided that copyright symbol appears together as follows below.
© DORNA, 2012

Official MotoGP Timing by **TISSOT**
www.motogp.com




Sepang Circuit

Computerised results and timing service provided by **TISSOT****Moto3**

5548 m.

MALAYSIAN MOTORCYCLE GRAND PRIX**Warm Up****Fastest Laps Sequence**

<i>Practice Time</i>	 <i>Rider</i>	<i>Nation</i>	<i>Motorcycle</i>	<i>Time</i>	<i>Km/h</i>	<i>Rider's Lap</i>
4'37.053	94 Jonas FOLGER	GER	KALEX KTM	2'16.270	146.567	2
4'39.084	23 Alberto MONCAYO	SPA	FTR HONDA	2'16.131	146.717	2
4'57.537	63 Zulfahmi KHAIRUDDIN	MAL	KTM	2'15.039	147.903	2

These data/results cannot be reproduced, stored and/or transmitted in whole or in part by any manner of electronic, mechanical, photocopying, recording, broadcasting or otherwise now known or herein after developed without the previous express consent by the copyright owner, except for reproduction in daily press and regular printed publications on sale to the public within 60 days of the event related to those data/results and always provided that copyright symbol appears together as follows below.

© DORNA, 2012

Official MotoGP Timing by **TISSOT**
www.motogp.com

Sepang, Sunday, October 21, 2012